innowall®
iç mimari sistemleri

OFiS BÖLME SiSTEMi

Office Partition System

innowall®
iç mimari sistemleri

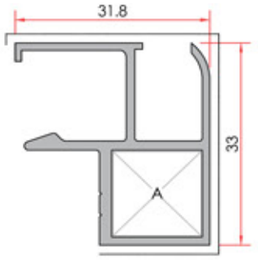

6mm Cassette Profile
6mm Kaset Profili

System Code	Profile No	Weight kg/m
AO90 V 01	1263	0.515
A	AKB-1296-14	

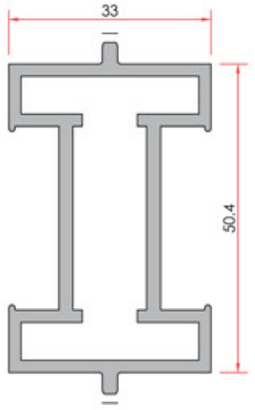

Mullion+Trasom
Düşey+Yatay

System Code	Profile No	Weight kg/m
AO90 M 01	1264	1.217

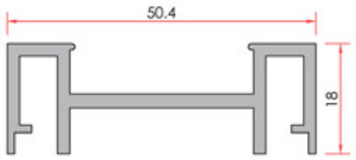

Half Mullion+Transom
Yarım Düşey+Yatay

System Code	Profile No	Weight kg/m
AO90 M 02	1265	0.666

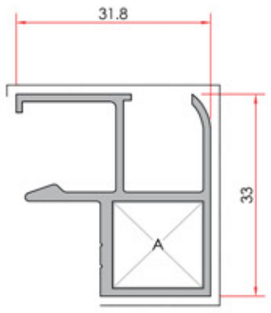

8mm Cassette Profile
8mm Kaset Profili

System Code	Profile No	Weight kg/m
AO90 V 04	1279	0.485
A	AKB-1296-14	



Corner Profile
Dönüş Profili

System Code	Profile No	Weight kg/m
AO90 M 03	3177	1.130

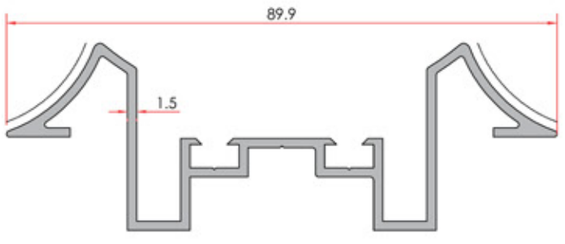

Corner Adapter Profile
Dönüş Adaptör Profili

System Code	Profile No	Weight kg/m
AO90 M 04	1272	0.851

Baza Kapak Profili
Base Cover Profile

System Code	Profile No	Weight kg/m
AO90 K 01	1293	0.601

The unit weight values of the profiles indicated in the catalogue are theoretical. The real unit weight will be valid and may change ± 10% after production
Katalogda bulunan profillerin ağırlıkları teoriktir. Üretimden sonraki ağırlıklar geçerlidir. ± %10'a kadar fark oluşabilir.

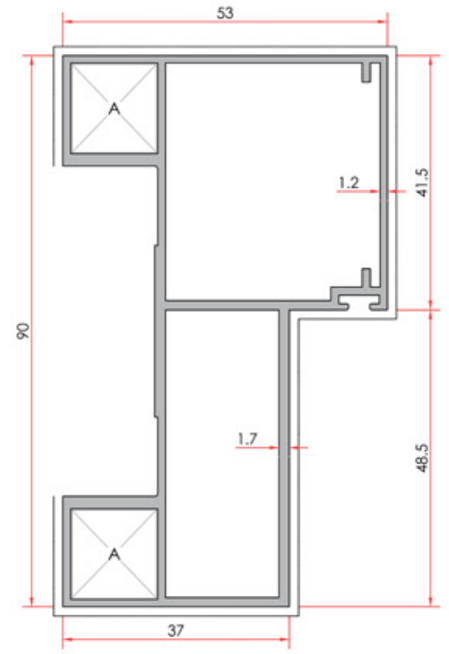

Door Frame Porfile
Kapı kasa profili

System Code	Profile No	Weight kg/m
AO90 V 02	1268	1.452
A	AKB-1328-14	

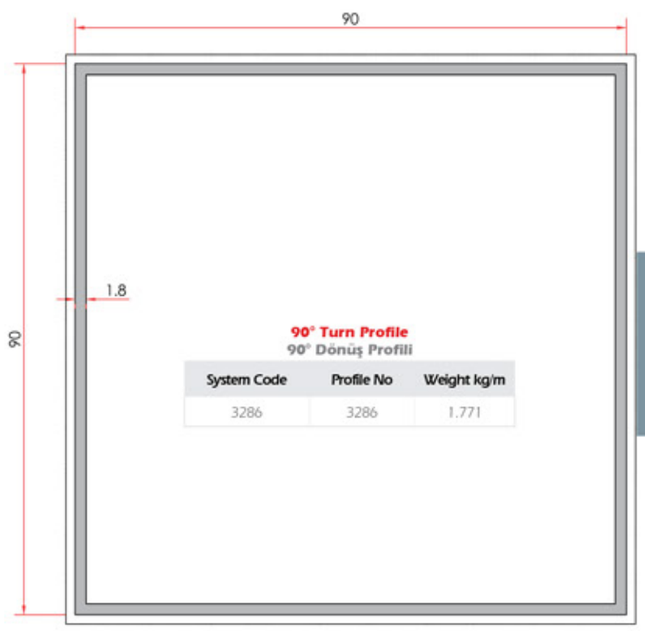

90° Turn Profile
90° Dönüş Profili

System Code	Profile No	Weight kg/m
3286	3286	1.771

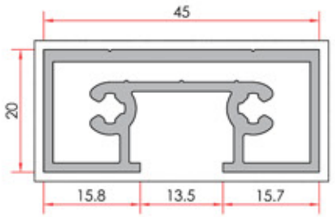

Door Vent Profile
Kapı kanat profili

System Code	Profile No	Weight kg/m
AO90 V 03	1273	0.818

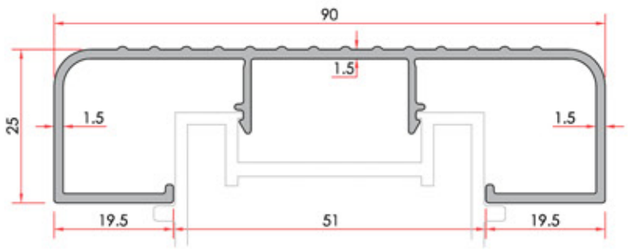

Cop Cover Profile
Üst Kapak Profili

System Code	Profile No	Weight kg/m
AO90 K 02	1299	0.808

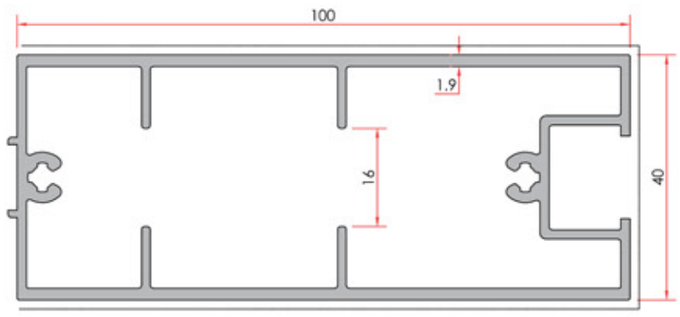

Vent Adapter Profile
Kanat Adaptör Profili

System Code	Profile No	Weight kg/m
AO90 A 06	1295	1.796

The unit weight values of the profiles indicated in the catalogue are theoretical. The real unit weight will be valid and may change ± 10% after production
Katalogda bulunan profillerin ağırlıkları teoriktir. Üretimden sonraki ağırlıklar geçerlidir. ± %10'a kadar fark oluşabilir.

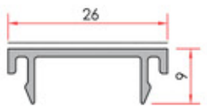

Cover Profile
Kapak Profili

System Code	Profile No	Weight kg/m
AO90 A 01	1266	0.161

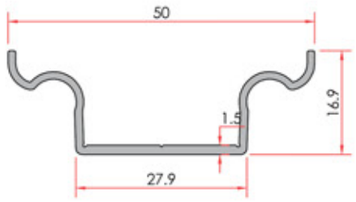

Cips Profile
Klips Profili

System Code	Profile No	Weight kg/m
1292	1292	0.288

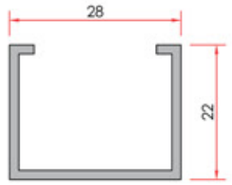

Cover Fixed Profile
Kapak sabitleme profili

System Code	Profile No	Weight kg/m
AO90 A 02	1117	0.300

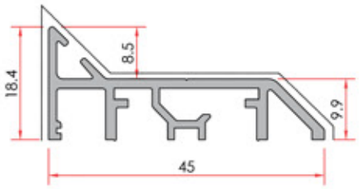

Double Vent Adapter Profile
Çift Kanat Adaptör Profili

System Code	Profile No	Weight kg/m
AO90 A 05	1294	0.443

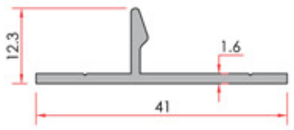

Wood Panel Connecting Clips
Ahşap bağlantı klipsi

System Code	Profile No	Weight kg/m
AO90 A 03	1267	0.237

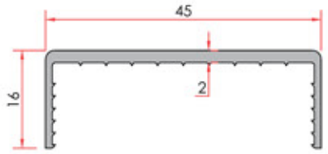

Vent Cover Profile
Kanat Kapak Profili

System Code	Profile No	Weight kg/m
2705	2705	0.285

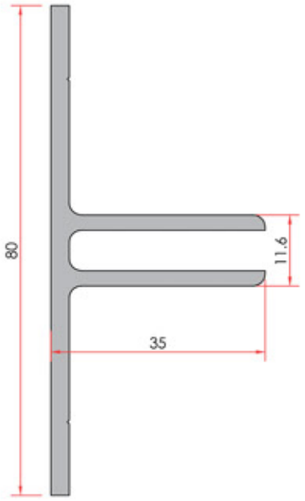

Connecting Profile
Bağlantı profili

System Code	Profile No	Weight kg/m
AO90 A 04	1269	1.090

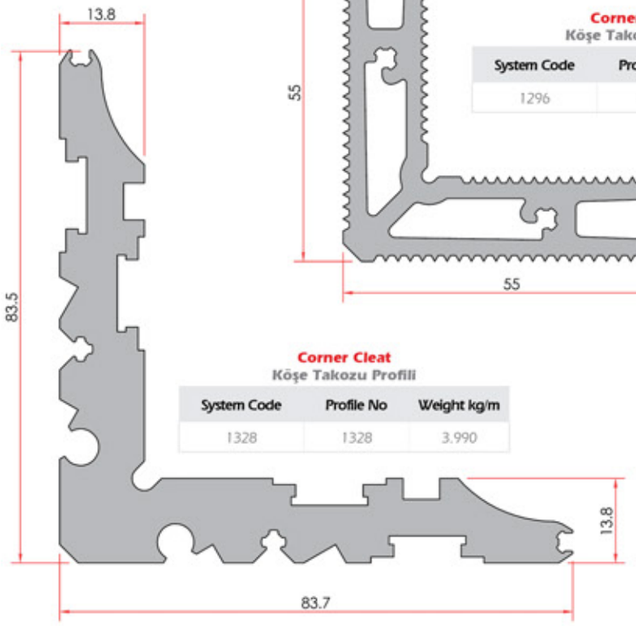

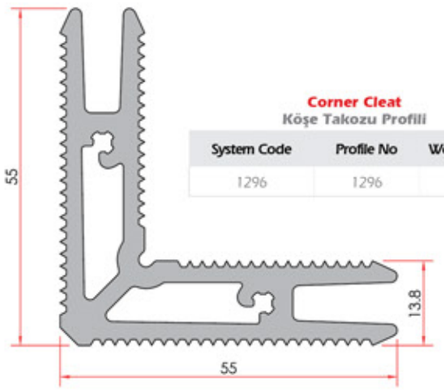

Corner Cleat
Köşe Takozu Profili

System Code	Profile No	Weight kg/m
1296	1296	1.926

Corner Cleat
Köşe Takozu Profili

System Code	Profile No	Weight kg/m
1328	1328	3.990

The unit weight values of the profiles indicated in the catalogue are theoretical. The real unit weight will be valid and may change ± 10% after production
Katalogda bulunan profillerin ağırlıkları teoriktir. Üretimden sonraki ağırlıklar geçerlidir. ± %10'a kadar fark oluşabilir.

TYPICAL OFFICE COMPARTMENT MODULE
TİPİK BÜRO BÖLME MODÜLÜ

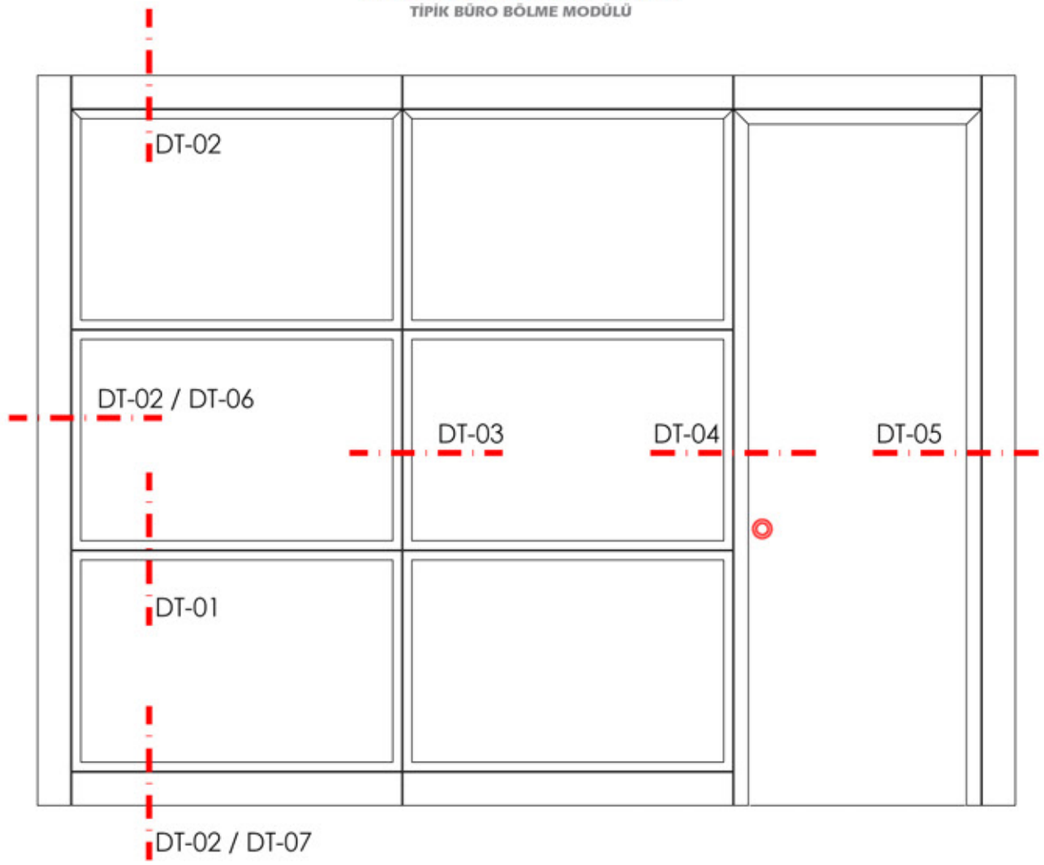

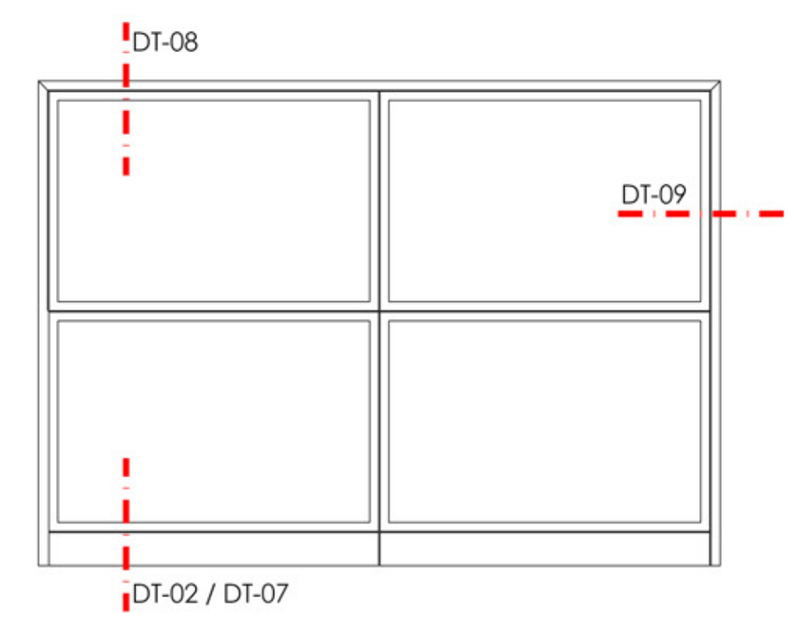

Ask for our technical catalogue to see more details about our products and to use our systems correctly
Ürünlerimize ait daha fazla detay görebilmek ve sistemlerin doğru olarak kullanılabilmesi için teknik kataloğumuzdan temin ediniz.

DT-01

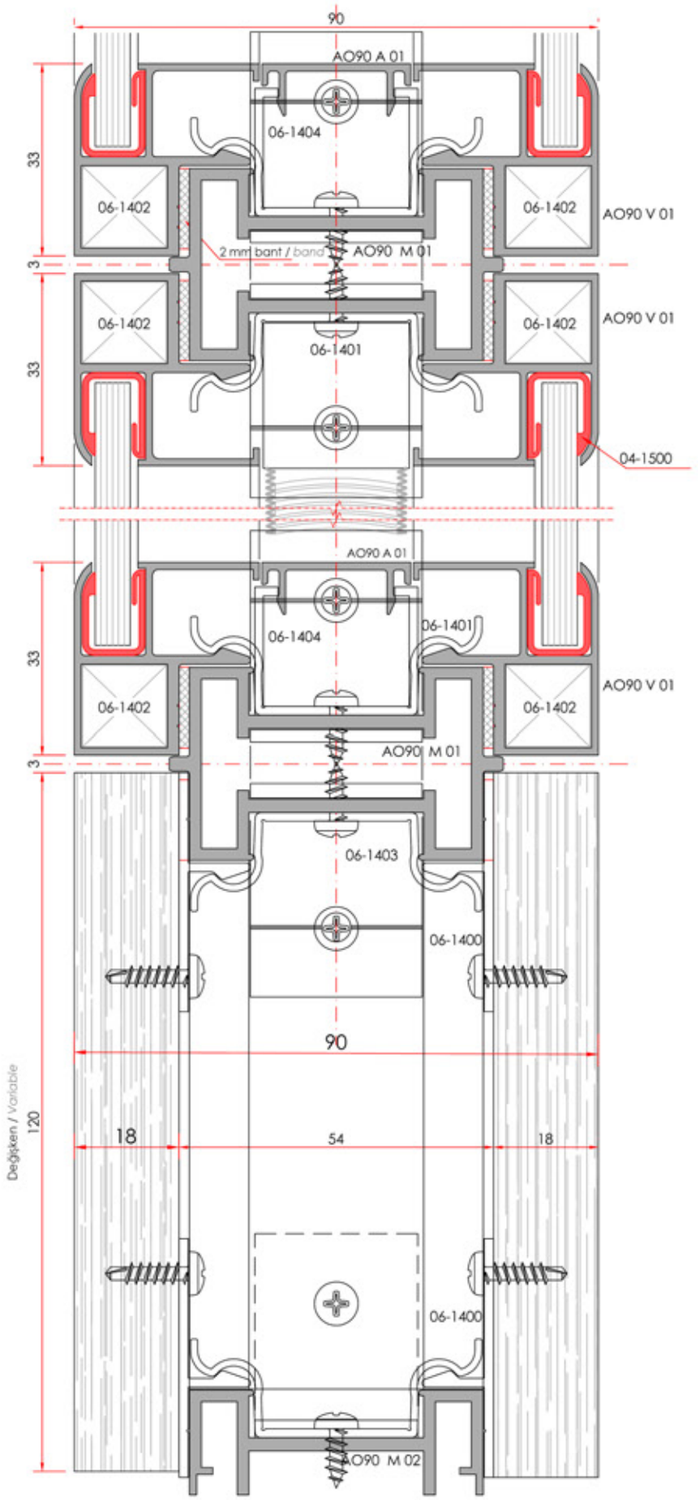

DT-02

DT-01

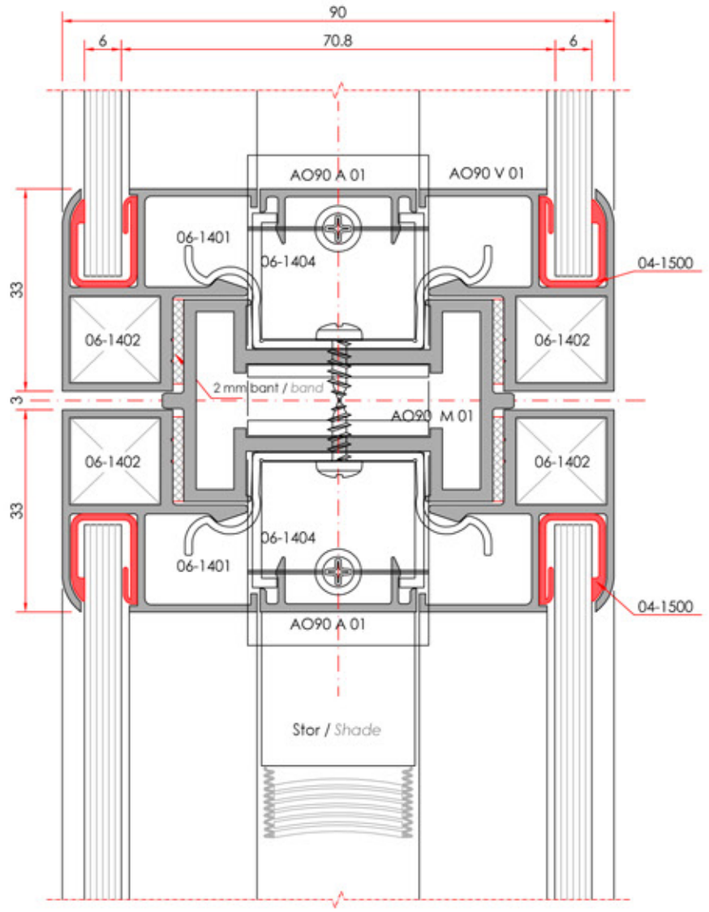

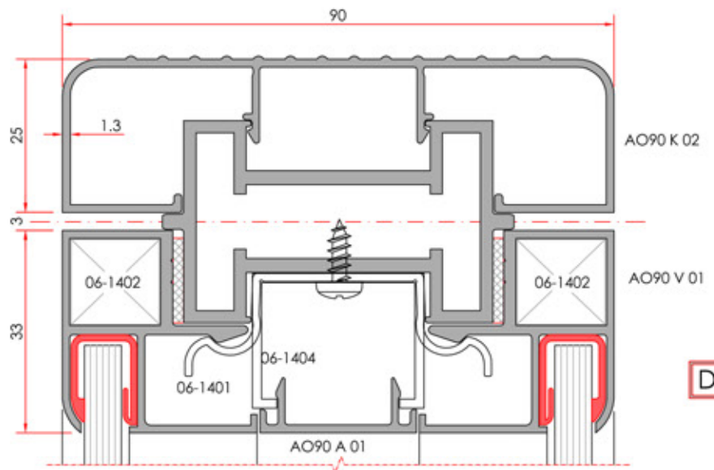

DT-08

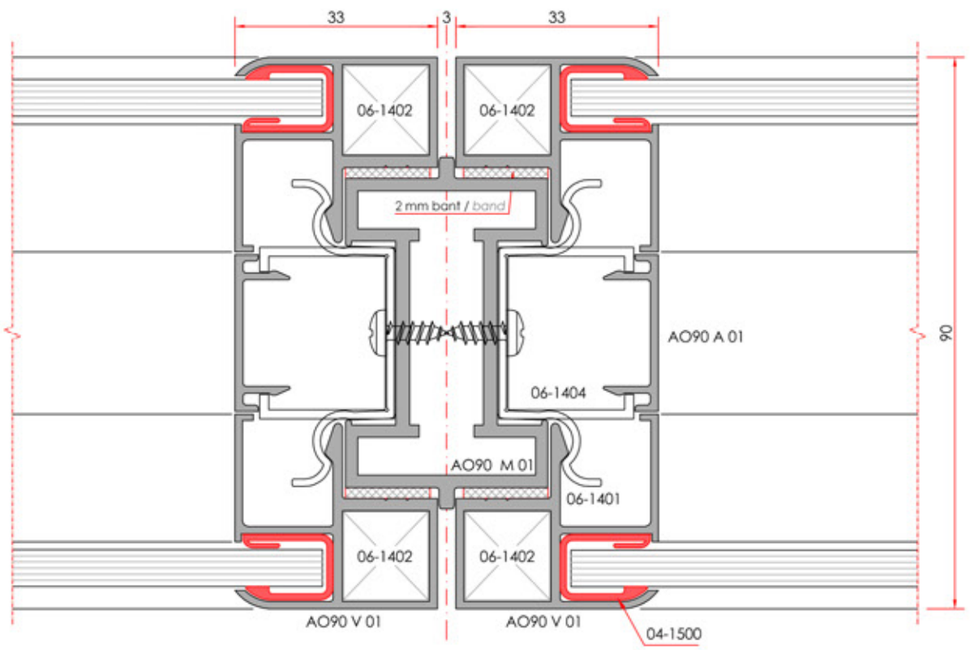

DT-03

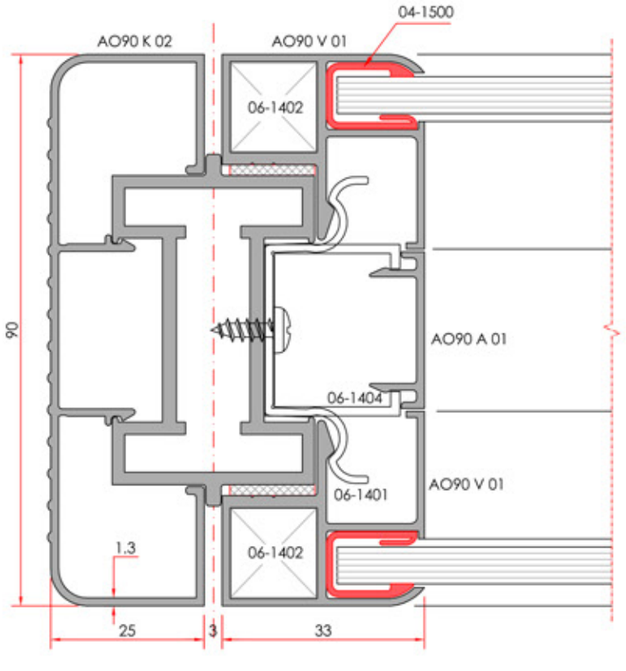

DT-09

Ask for our technical catalogue to see more details about our products and to use our systems correctly
Ürünlerimize ait daha fazla detay görebilmek ve sistemlerin doğru olarak kullanılabilmesi için teknik kataloğumuzdan temin ediniz.

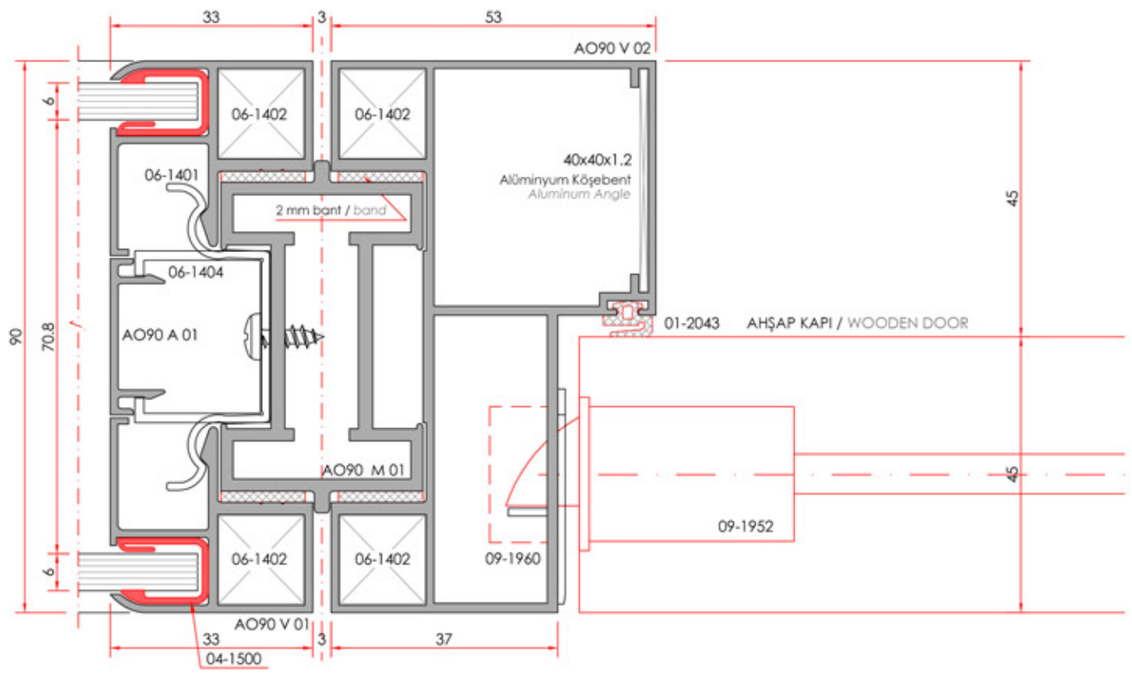

DT-04

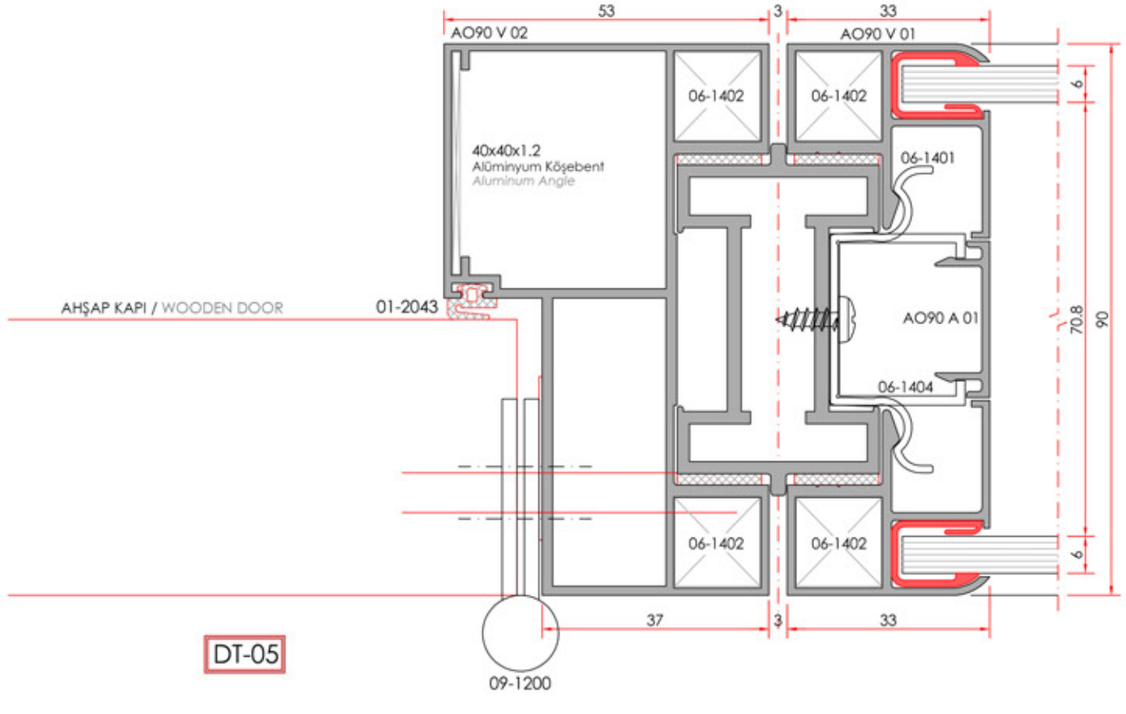

DT-05

Ask for our technical catalogue to see more details about our products and to use our systems correctly
Ürünlerimize ait daha fazla detay görebilmek ve sistemlerin doğru olarak kullanılabilmesi için teknik kataloğumuzdan temin ediniz.

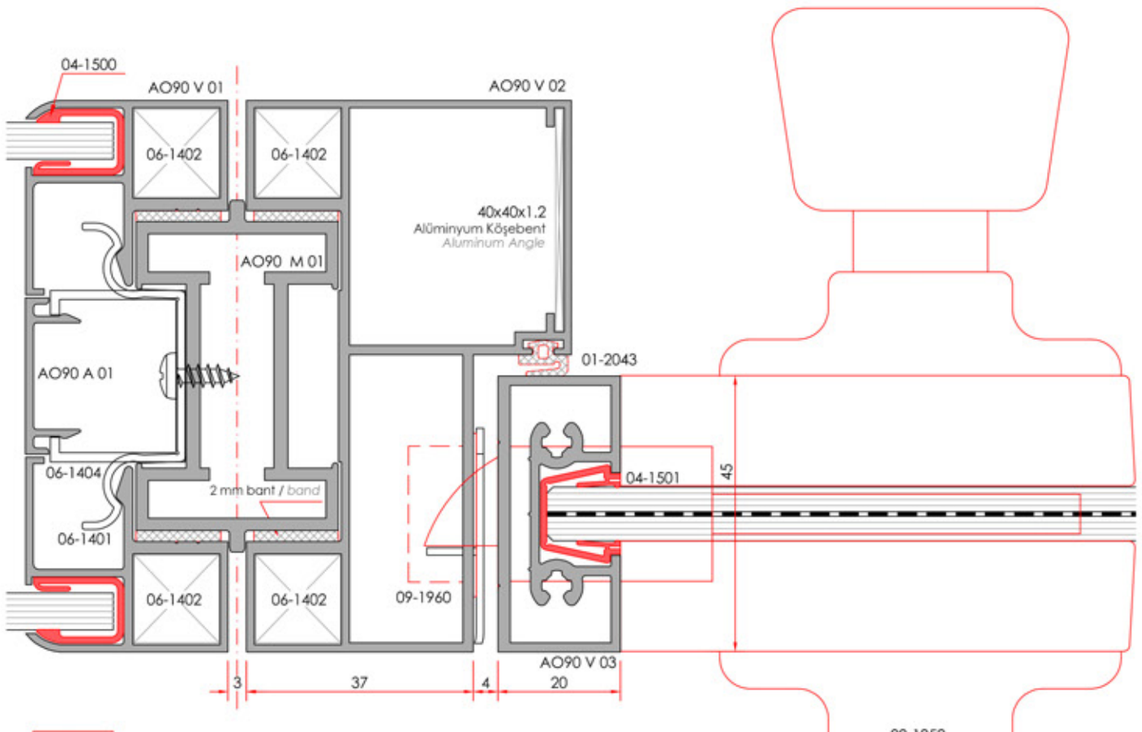

DT-04

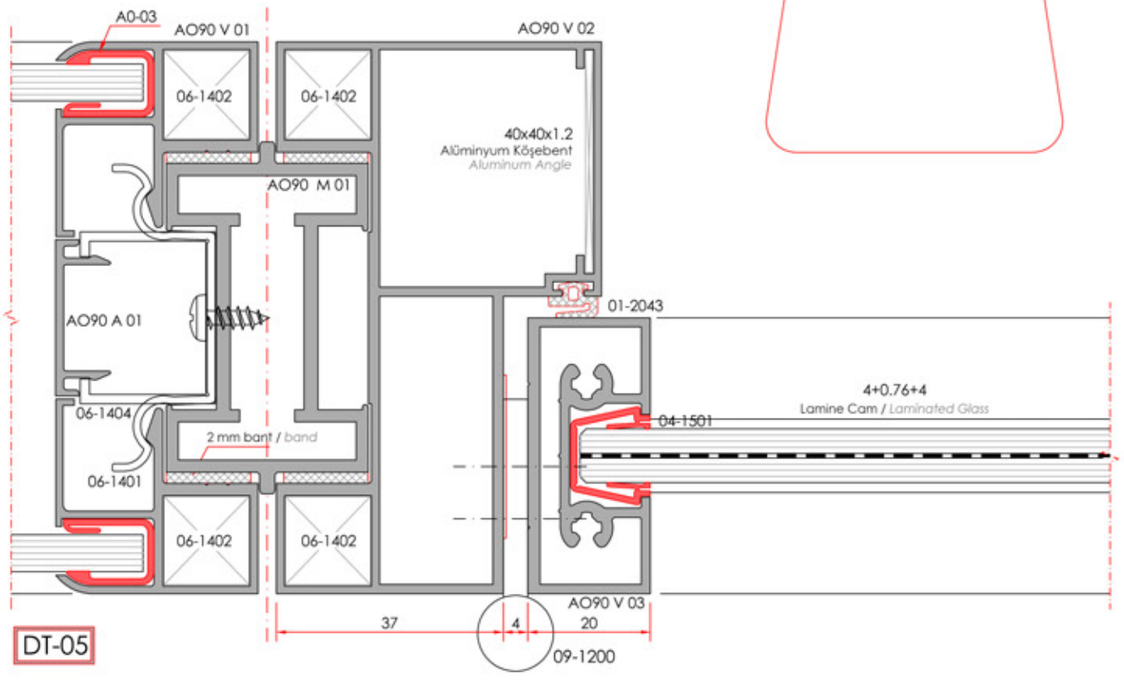

DT-05

Ask for our technical catalogue to see more details about our products and to use our systems correctly
Ürünlerimize ait daha fazla detay görebilmek ve sistemlerin doğru olarak kullanılabilmesi için teknik kataloğumuzdan temin ediniz.

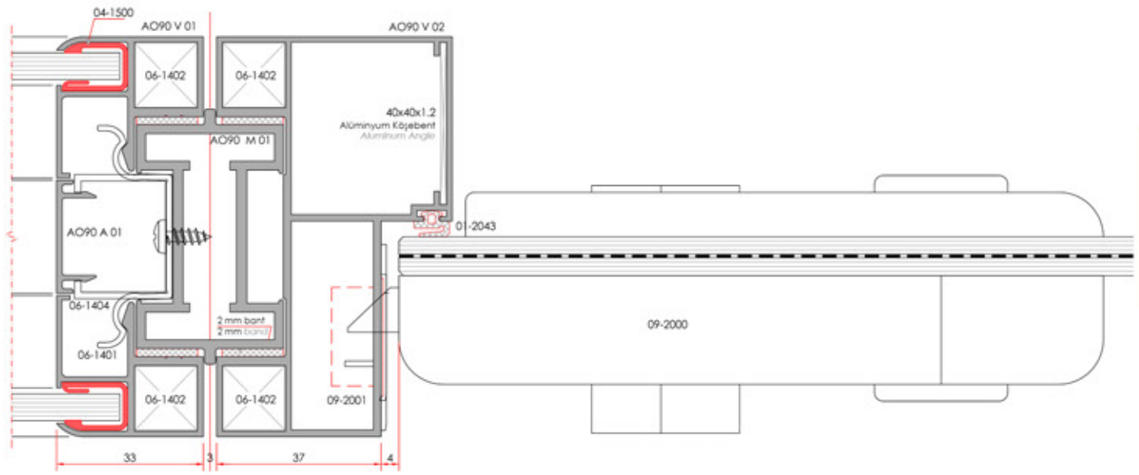

DT-04

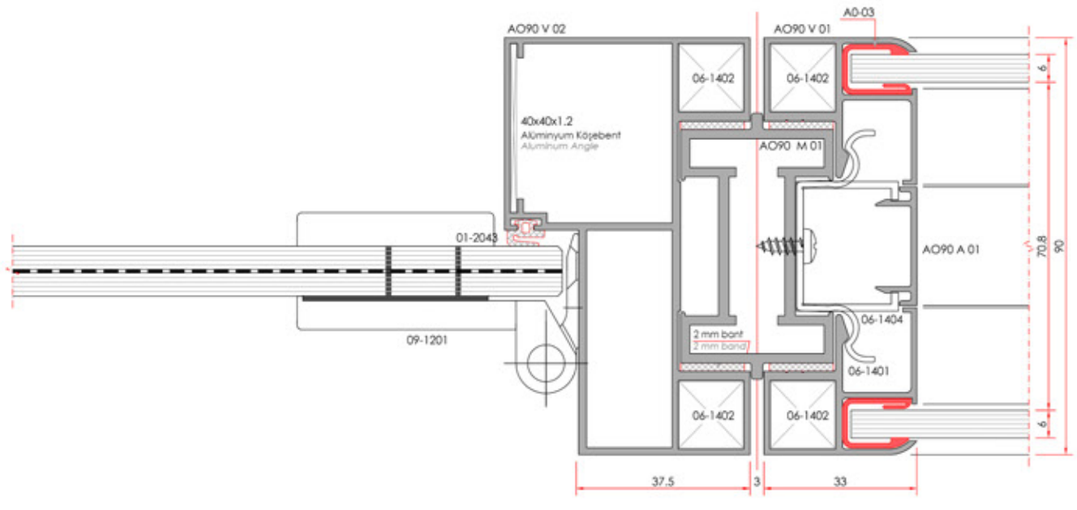

DT-05

Ask for our technical catalogue to see more details about our products and to use our systems correctly
Ürünlerimize ait daha fazla detay görebilmek ve sistemlerin doğru olarak kullanılabilmesi için teknik kataloğumuzdan temin ediniz.

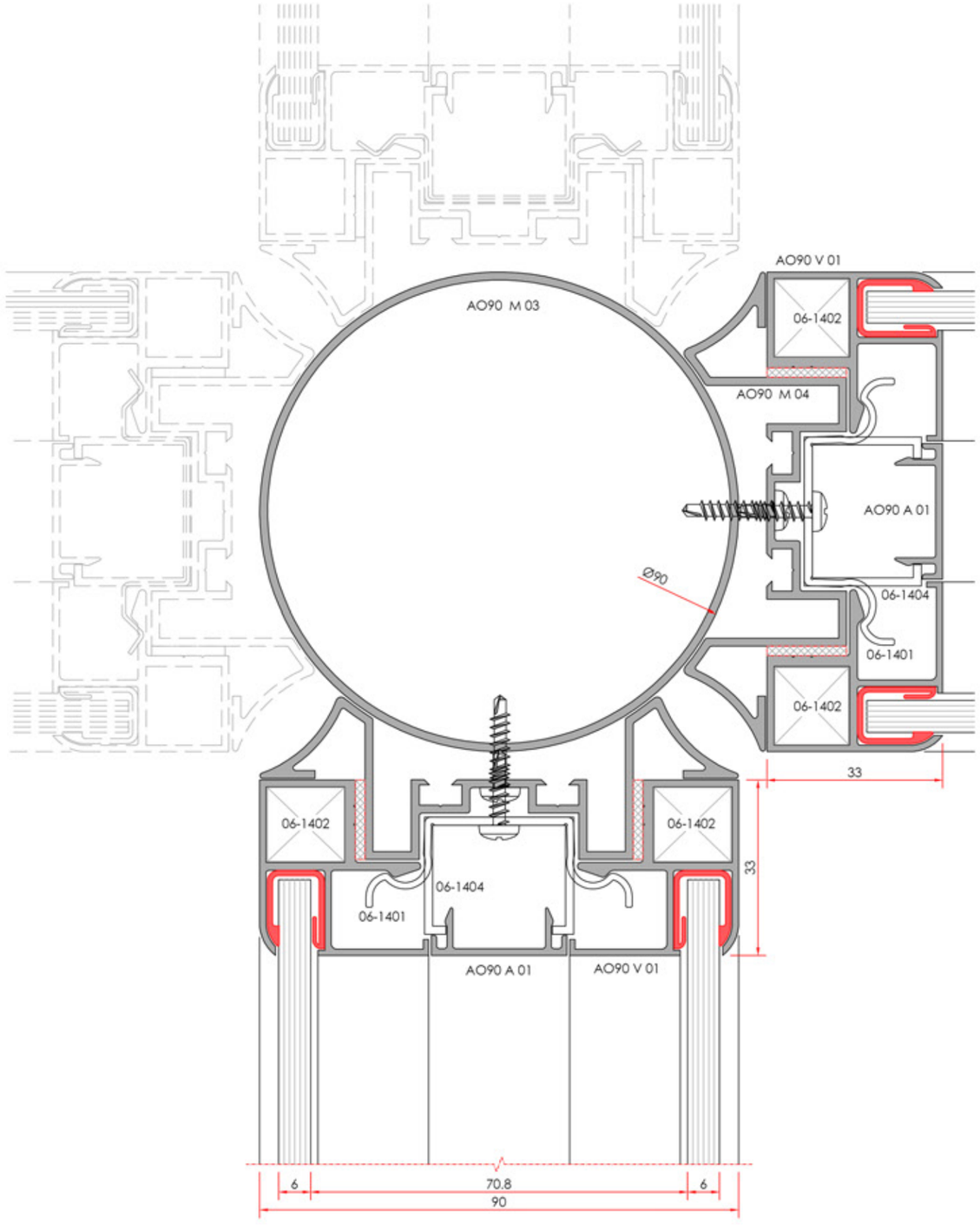
AO90 V 01
AO90 M 03
06-1402
AO90 M 04
AO90 A 01
Ø90
06-1404
06-1401
06-1402
33
06-1402
06-1404
06-1401
06-1402
33
AO90 A 01
AO90 V 01
6
70.8
6
90

DT-06

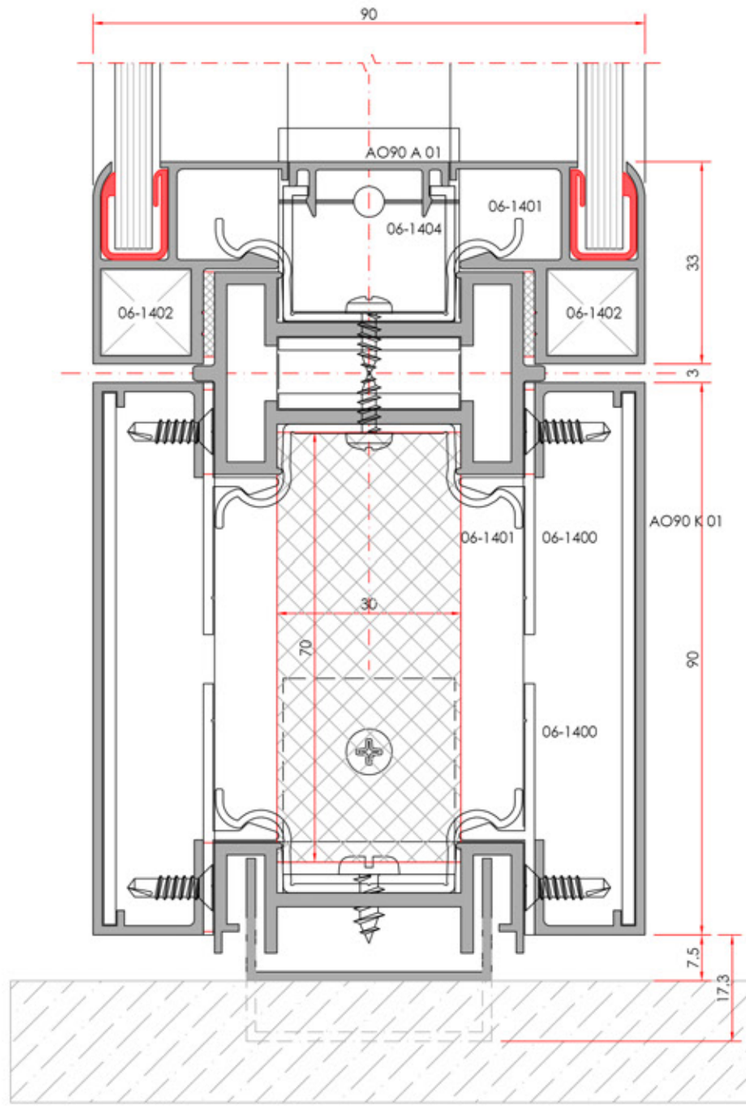
90
AO90 A 01
06-1401
06-1404
06-1402
06-1402
33
3
AO90 K 01
06-1401
06-1400
30
70
06-1400
90
7.5
17.3

DT-07

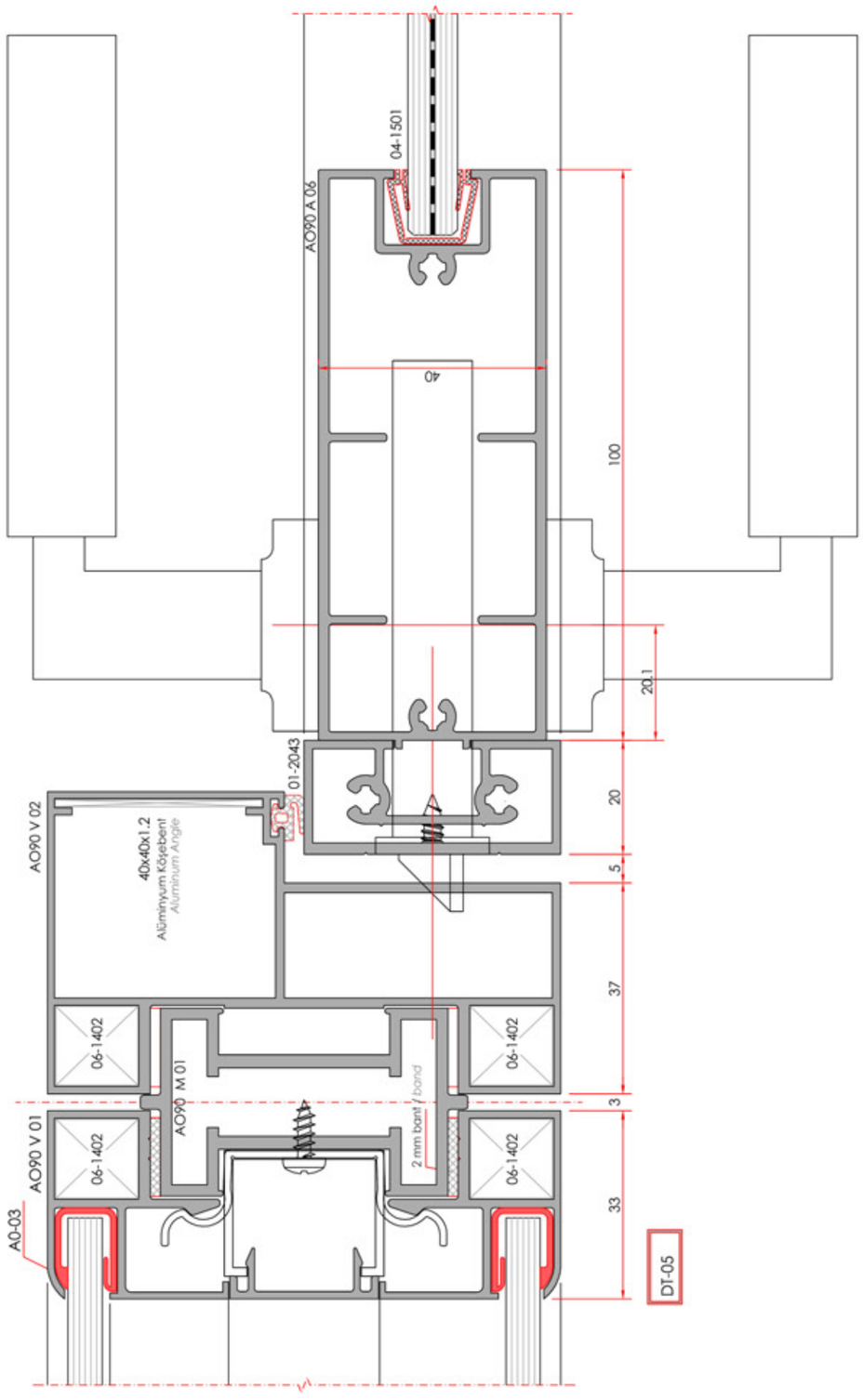
04-1501
AO90 A 06
40
100
20.1
01-2043
20
5
37
3
33
AO90 V 02
40x40x1.2
Alüminyum Köşebent
Aluminum Angle
06-1402
AO90 M 01
2 mm bant / band
AO90 V 01
A0-03
DT-05

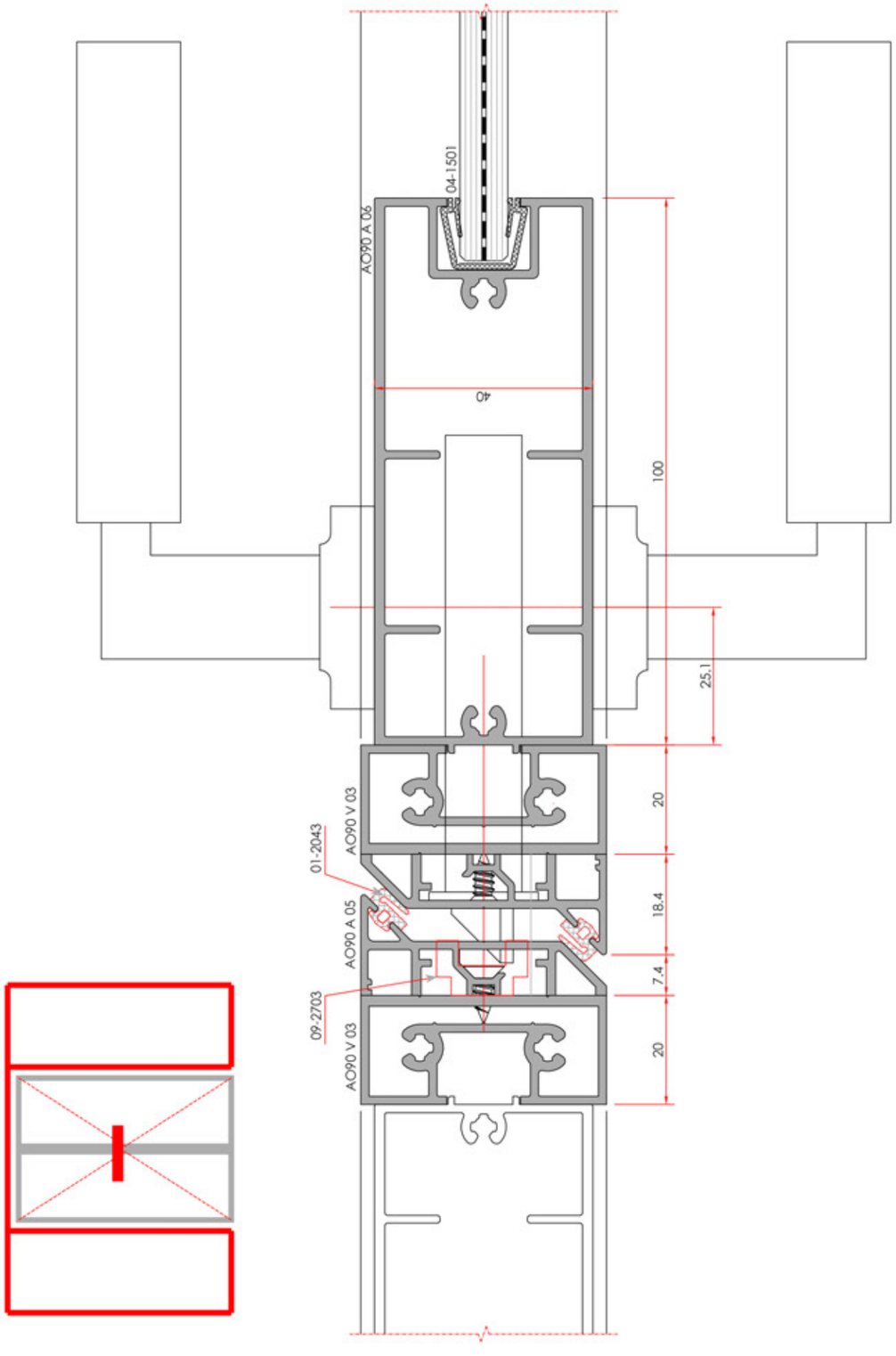
04-1501
AO90 A 06
40
100
25.1
AO90 V 03
20
01-2043
AO90 A 05
18.4
09-2703
7.4
AO90 V 03
20

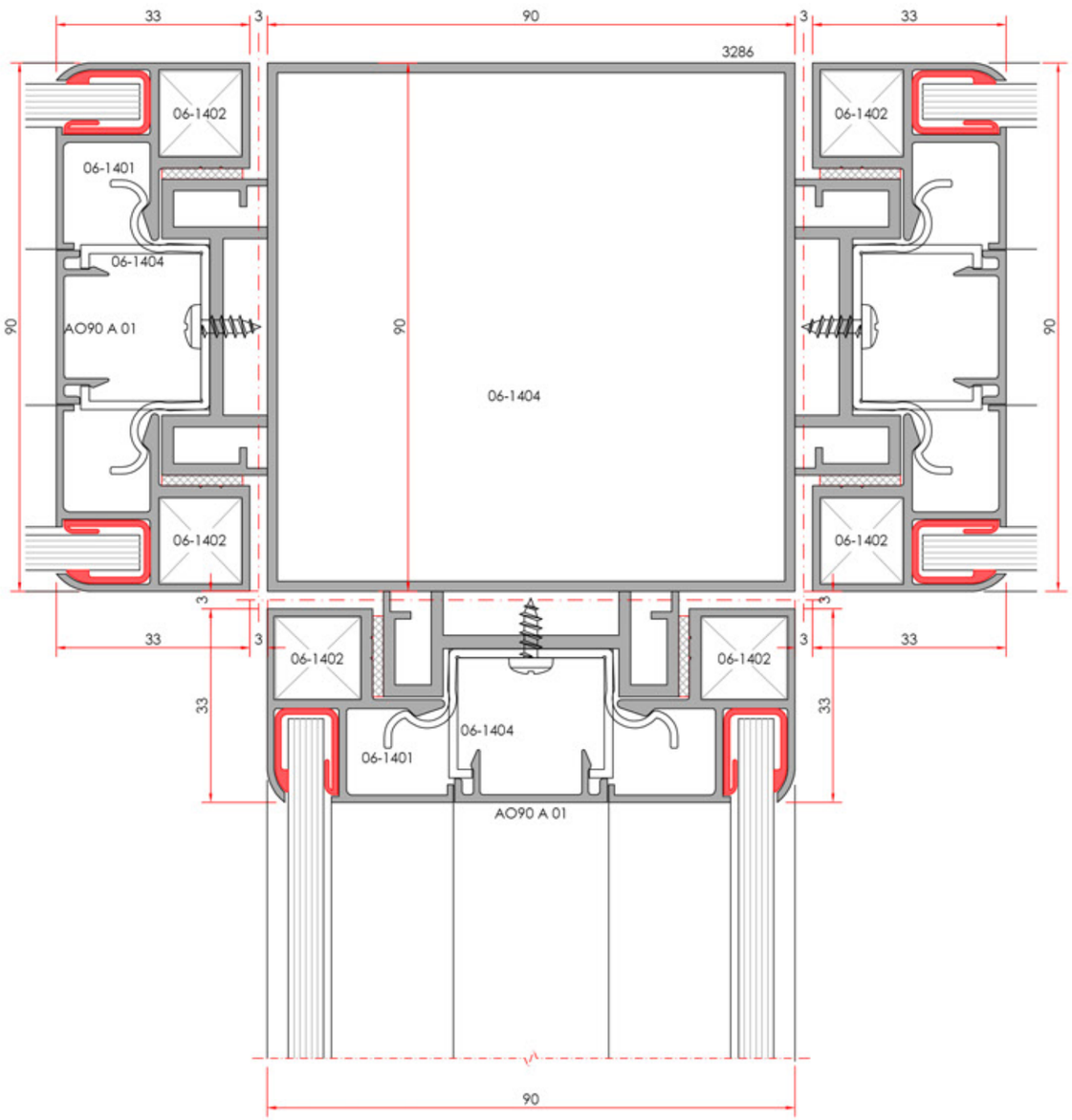
33
3
90
3
33
3286
06-1402
06-1401
06-1404
AO90 A 01
90
06-1404
06-1402
06-1402
06-1402
06-1402
06-1404
06-1401
AO90 A 01
90

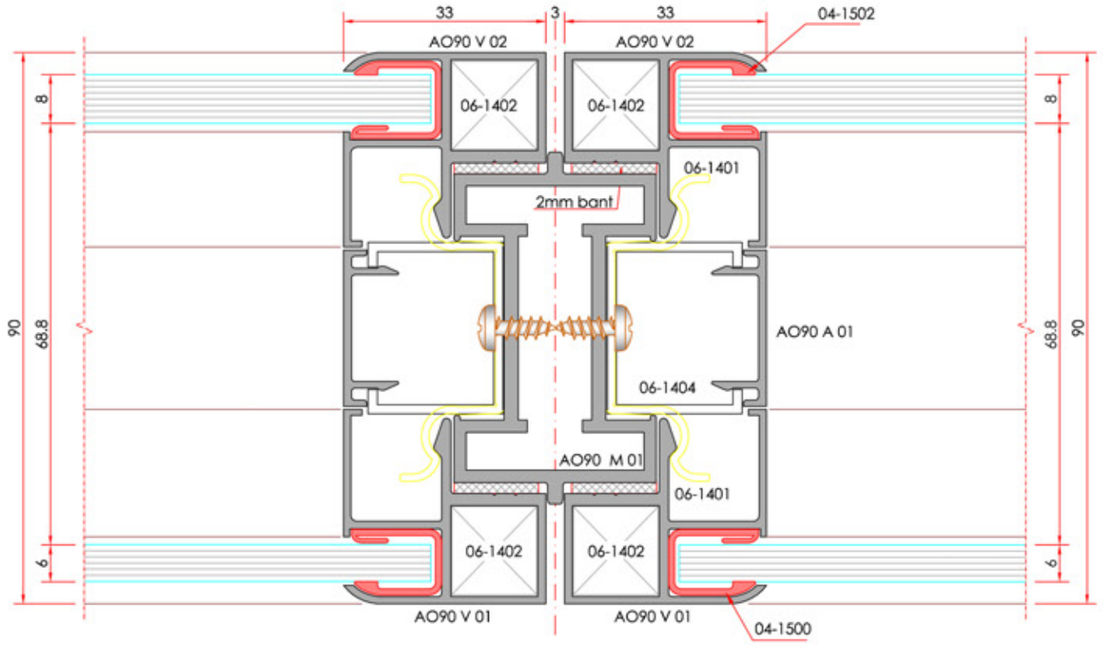
33
3
33
04-1502
AO90 V 02
AO90 V 02
06-1402
06-1402
06-1401
2mm bant
AO90 A 01
06-1404
AO90 M 01
06-1401
06-1402
06-1402
AO90 V 01
AO90 V 01
04-1500
8
68.8
90
6

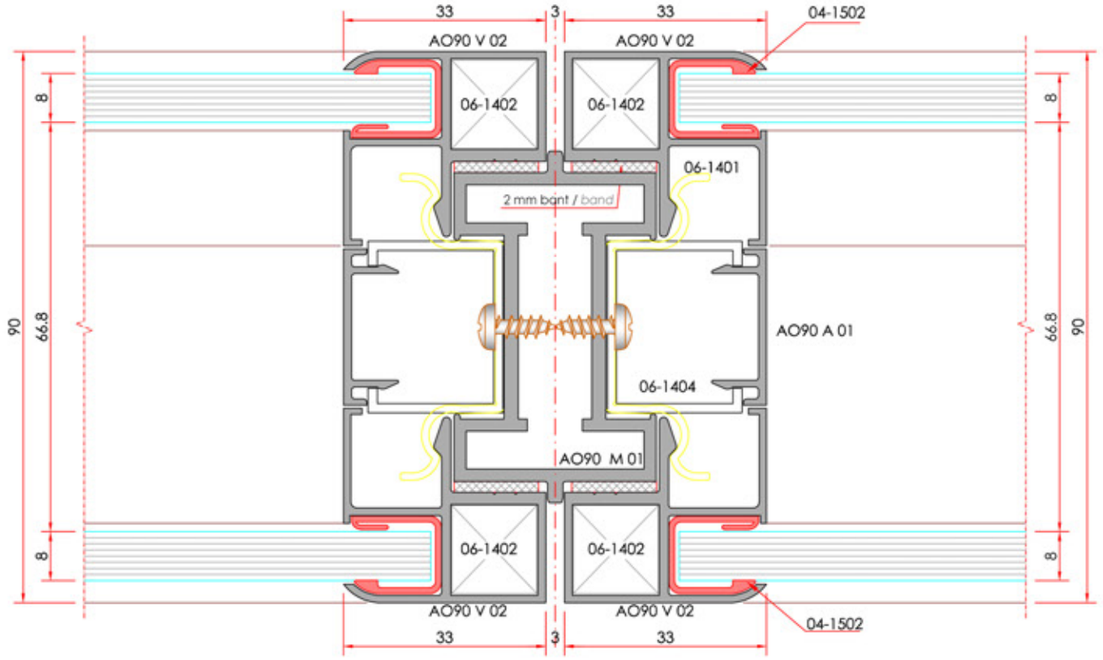
33
3
33
04-1502
AO90 V 02
AO90 V 02
06-1402
06-1402
06-1401
2 mm bant / band
AO90 A 01
06-1404
AO90 M 01
06-1402
06-1402
AO90 V 02
AO90 V 02
04-1502
8
66.8
90
8

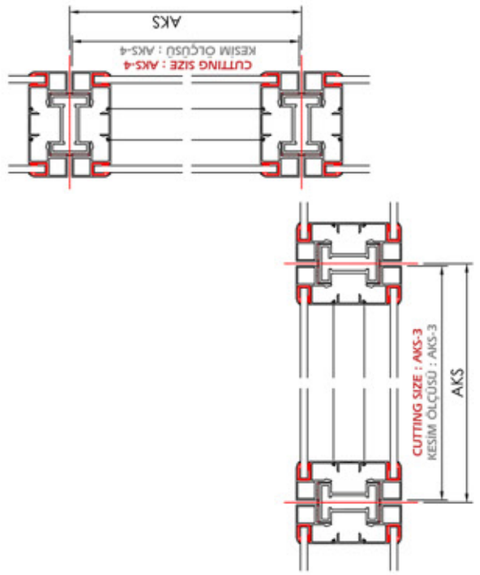

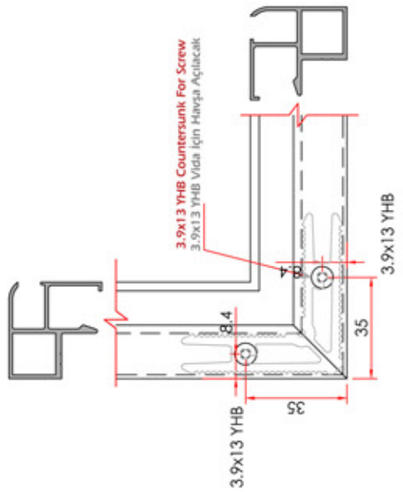

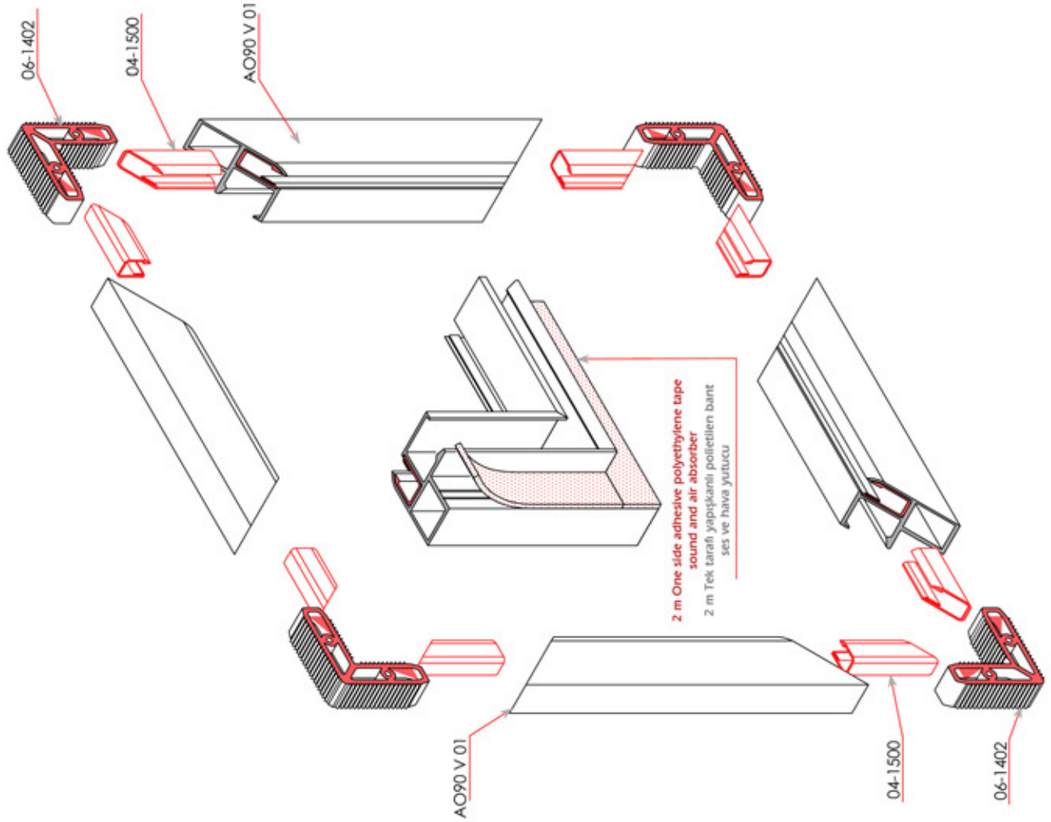

Ask for our technical catalogue to see more details about our products and to use our systems correctly
Ürünlerimize ait daha fazla detay görebilmek ve sistemlerin doğru olarak kullanılabilmesi için teknik kataloğumuzdan temin ediniz.

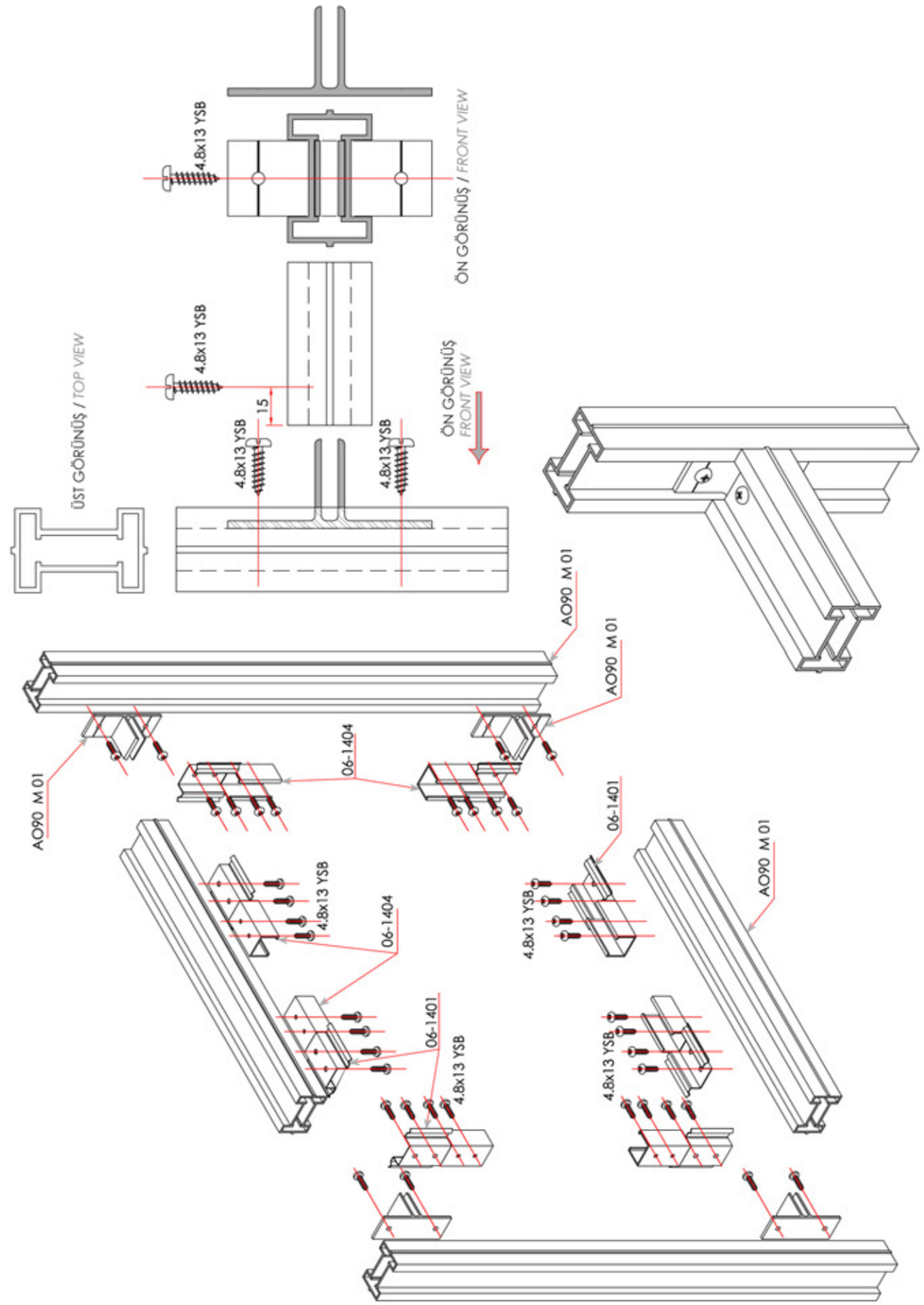

Ask for our technical catalogue to see more details about our products and to use our systems correctly
Ürünlerimize ait daha fazla detay görebilmek ve sistemlerin doğru olarak kullanılabilmesi için teknik kataloğumuzdan temin ediniz.

HORIZONTAL RECORD CUTTING SIZE AND MONTAGE APPARATUS
YATAY KAYIT KESİM ÖLÇÜSÜ VE MONTAJ APARATLARI

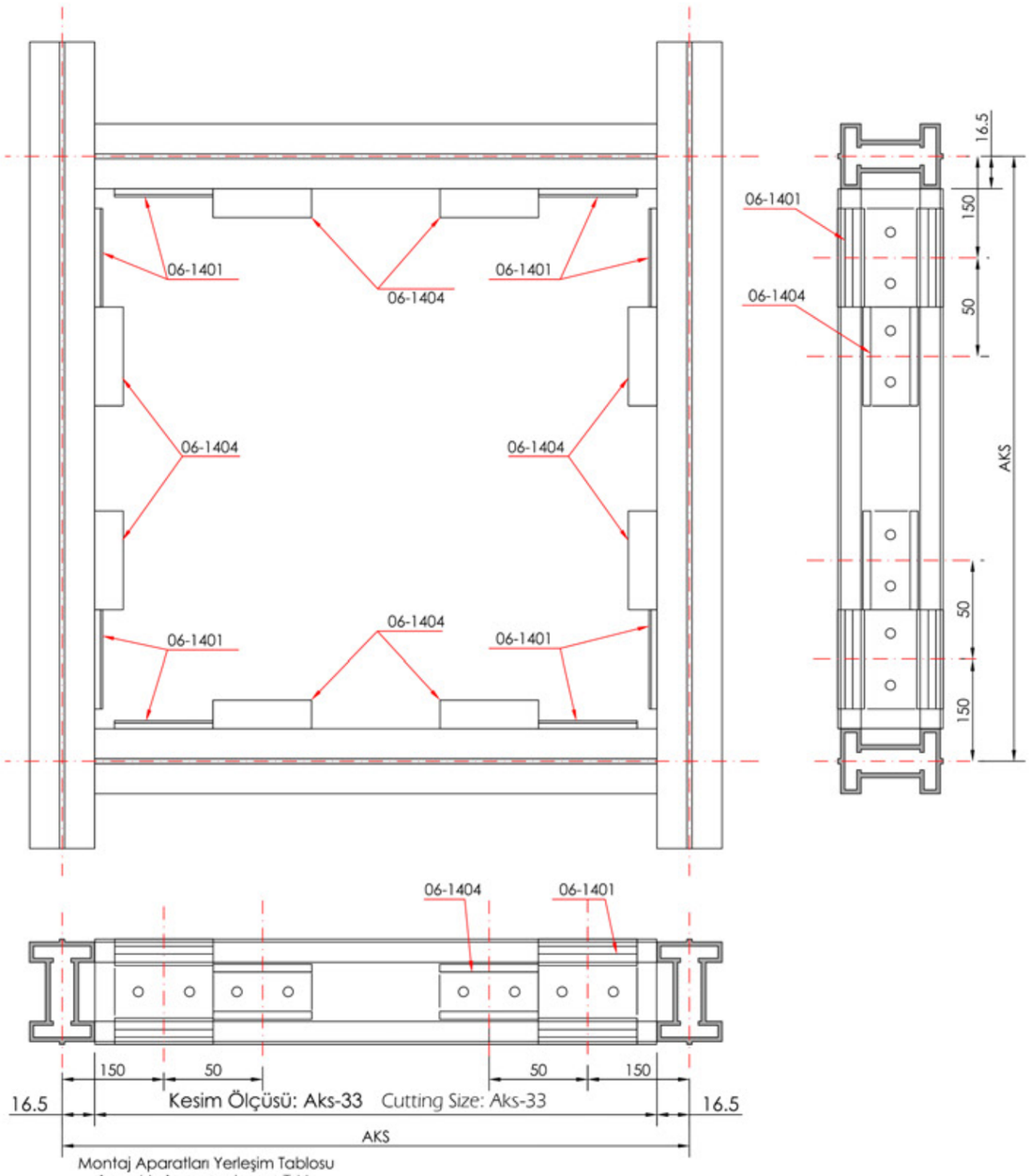

Montaj Aparatları Yerleşim Tablosu
Assembly Apparatus Layout Table

AKS	06-1401	06-1404
200<AKS<400	1 Ad	2 Ad
400<AKS<700	2 Ad	2 Ad
700<AKS<1000	2 Ad	3 Ad
1000<AKS<1500	3 Ad	5 Ad
1500<AKS<2100	4 Ad	7 Ad
2100<AKS<2700	5 Ad	9 Ad

OFİS BÖLME SİSTEMİ
Office Partition System

innowall®

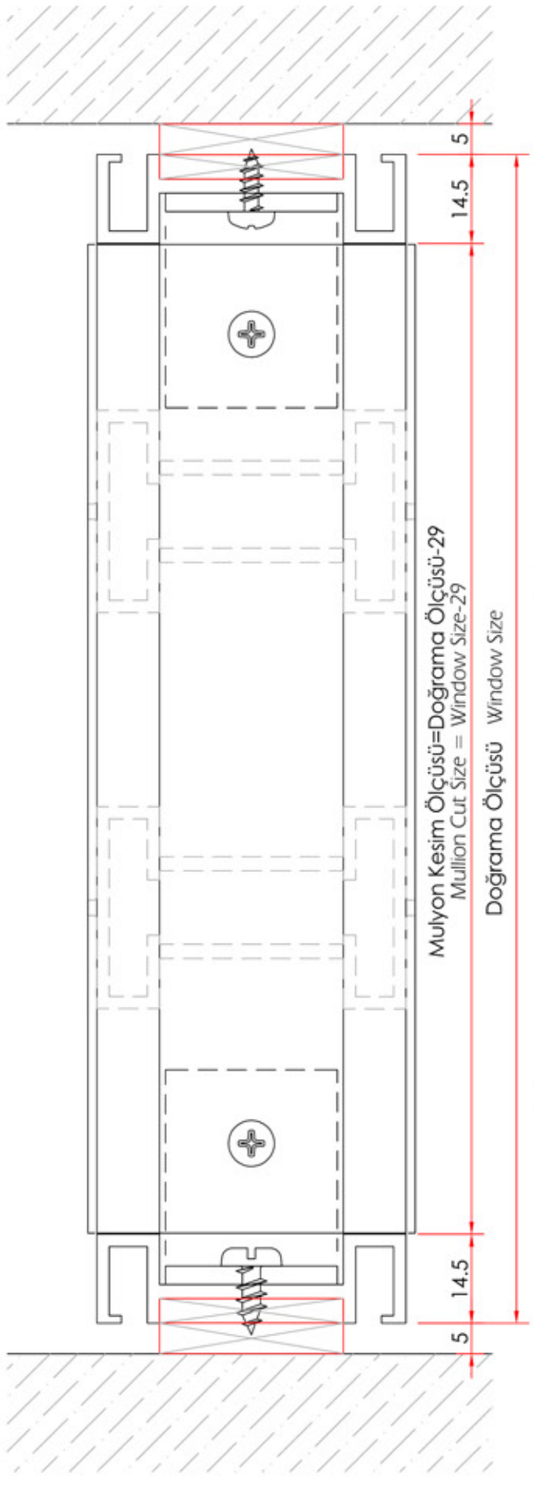

Mulyon Kesim Ölçüsü Verilirken Dikkat Edilmesi Gerekenler

1- Doğrama imalatı ve montajına zemin, tavan ve duvar net bitişler hazırlanıp yer teslimi yapıldıktan sonra başlanmalıdır.
2- Bitmiş döşeme kotlarından Min. 3mm çalışma boşluğu bırakılmalıdır.
3- Röleve sonucunda belirlenecek min-max ölçülerde max. boşluk dikkate alınarak doğrama mulyon kesim ölçüleri buna göre verilmelidir.
4- Yan yana gelen iki ayrı doğramanın aynı kotda olmasına dikkat edilmelidir
5- Kot farklılıklarından dolayı oluşacak alt ,üst ve yan bitim ölçüleri bazaların farklı ölçülerde imalat verilmesi ile giderilmeli bu şekilde panel tipleri aynı kalarak töleranslar ölçüleri bu bazalara verilerek giderilmelidir.

Things to Consider While Giving Mullion Cut Size

1- Joinery production and assembly should be started after the floor, ceiling and wall clear finishes are prepared and the place is delivered.
2- We should take from the size measrments 3mm from each side
3- Min-max dimensions to be determined from the result of the survey, taking into consideration the gap, the chopping mulion cut dimensions should be given accordingly.
4- It should be noted that the two separate jiggles next to each other are in the same rock.
5- The bottom top and side bits of gauges that will measure due to floor differences should be eliminated by manufacturing the bases in different sizes.

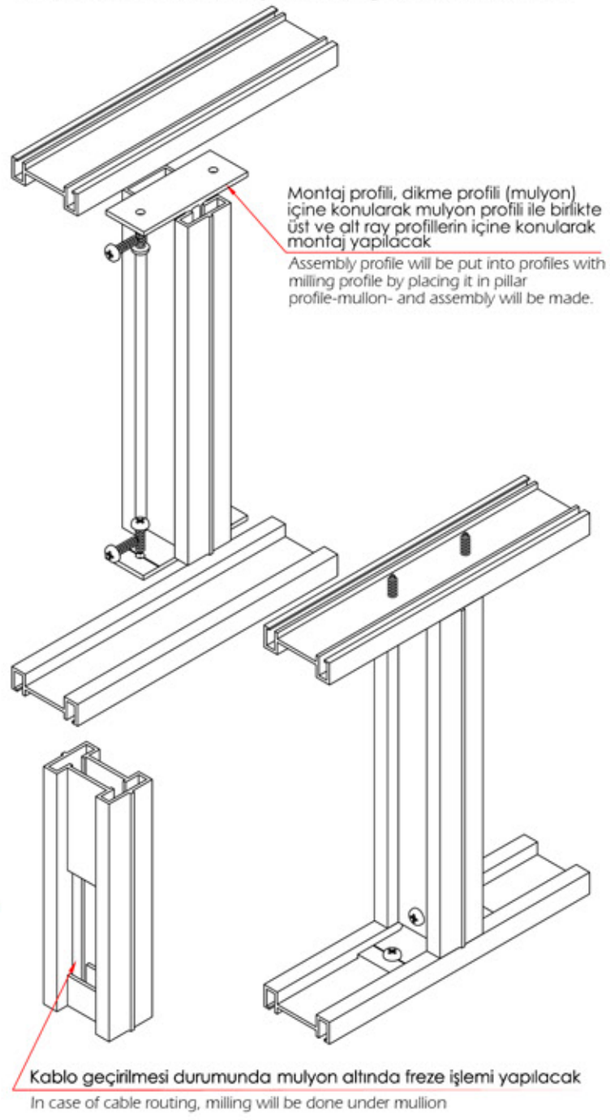

Ask for our technical catalogue to see more details about our products and to use our systems correctly
Ürünlerimize ait daha fazla detay görebilmek ve sistemlerin doğru olarak kullanılabilmesi için teknik kataloğumuzdan temin ediniz.

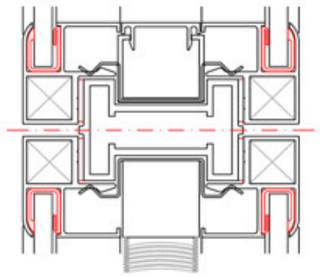

JALUZİ MEKANİZMASINI GİZLEME DETAYI
DETAIL OF HIDING JALUZI MECHANISM

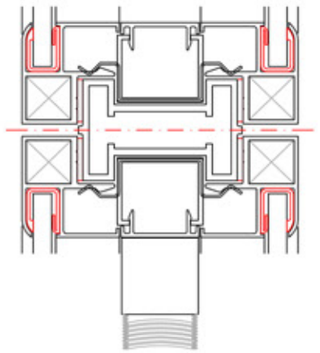

JALUZİ MEKANİZMASININ
STANDART MONTAJ DETAYI
STANDARD INSTALLATION
DETAIL OF JALUZI MECHANISM

DİKKAT.
Jaluzi mekanizmasının gizlenmesi durumunda mekanizma anahtarının çalışabilmesi için aşağıda resimde belirtildiği gibi yatay kayıtta işlem yapılması gerekmektedir

ATTENTION.
In the event that the mechanism of the blind hides, in order for the switch to operate the mechanism, it is necessary to perform an operation on the bearing record indicated below.

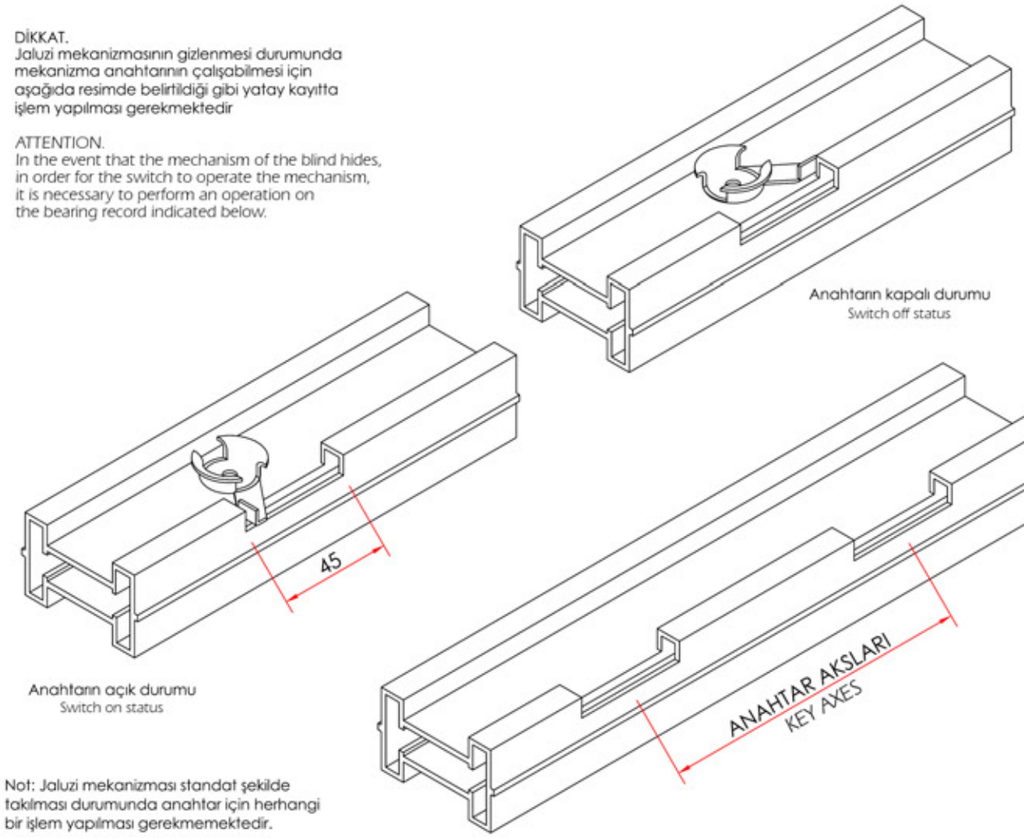

Not: Jaluzi mekanizması standat şekilde takılması durumunda anahtar için herhangi bir işlem yapılması gerekmemektedir.

Note:
If the blind mechanism is installed in a standard way, no action is required for the key.

DİKKAT.
Mekanizma anahtarının geldiği noktalar açılırken mekanizma içindeki rulmanlara dikkat edilmeli anahtar aksları rulmana göre blirlenmeli aksi taktirde anahtar ve rulan çalışmayacaktır

ATTENTION.
The key and the key will not work if the key axes must be attached to the bearings in the points where the mechanism key comes, if they are attached to the bearing.

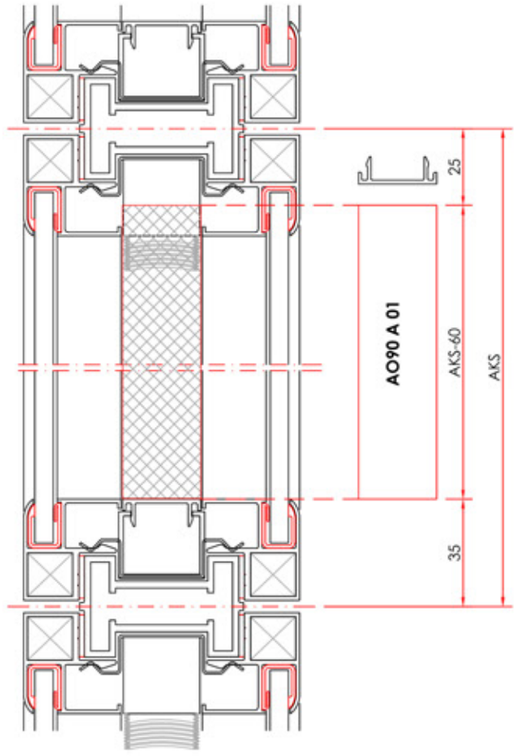

DİKKAT.
Jaluzi mekanizmasının gizlenmesi durumunda mekanizma anahtarının çalışabilmesi için aşağıda resimde belirtildiği gibi yatay kayıtta işlem yapılması gerekmektedir

ATTENTION.
In the event that the mechanism of the blind hides, in order for the switch to operate the mechanism, it is necessary to perform an operation on the bearing record indicated below.

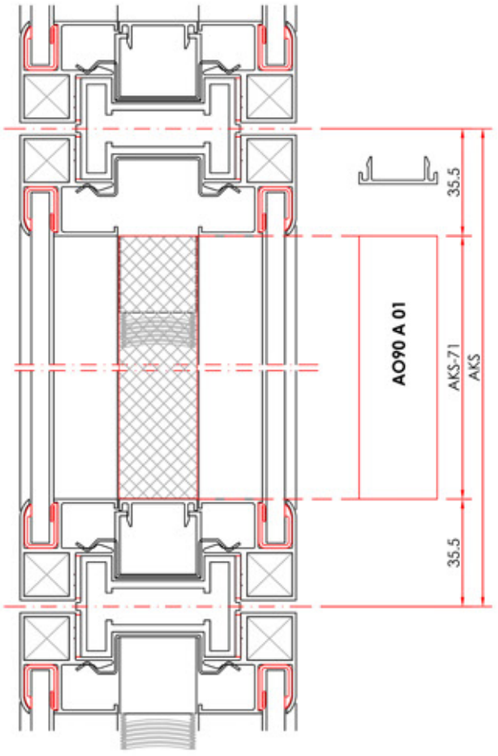

JALUZİ MEKANİZMASININ
STANDART MONTAJ DETAYI
STANDARD INSTALLATION
DETAIL OF JALUZI MECHANISM

AO90 A 01 Profilinin Kesim Ölçüsü / *Cutting Size of AO90 A 01 Profile*

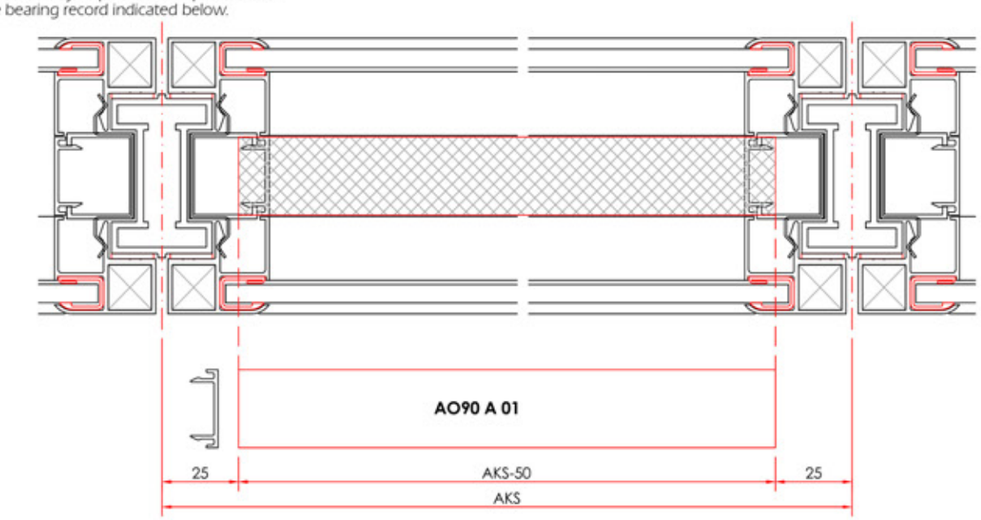

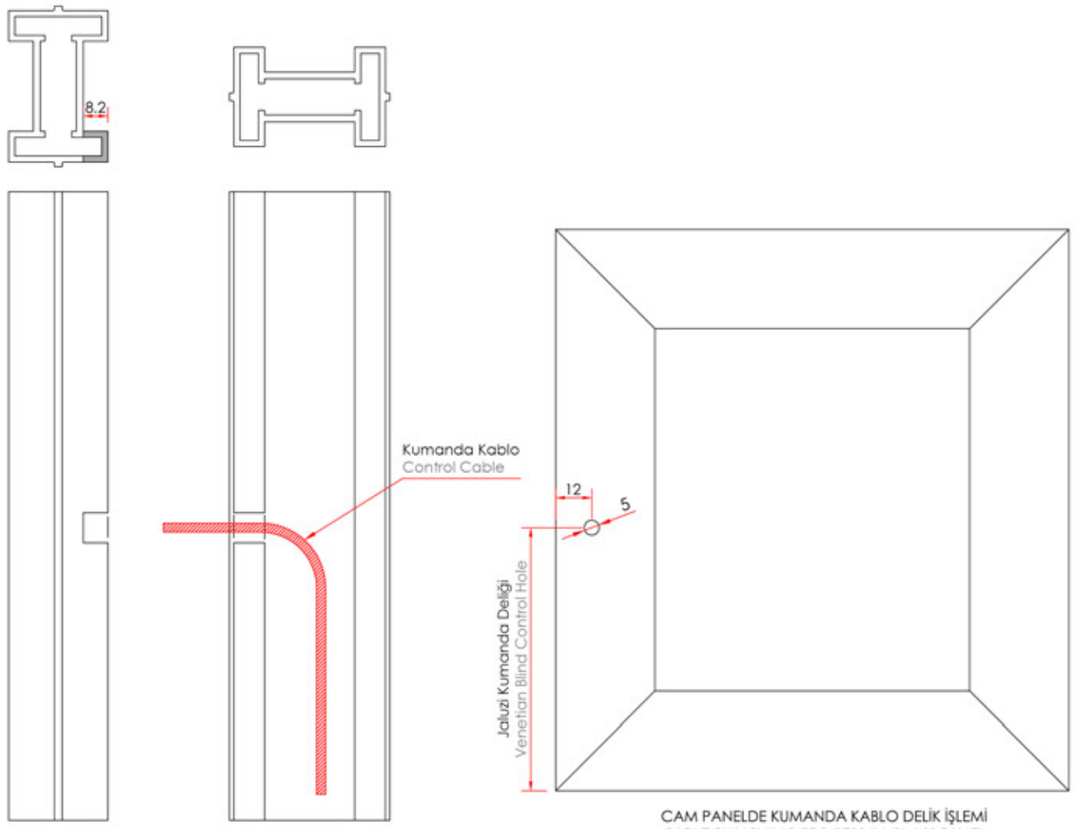

CAM PANELDE KUMANDA KABLO DELİK İŞLEMİ
CABLE PUNCHING PROCESS IN GLASS PANEL

MULYONDA KUMANDA KABLO DELİK İŞLEMİ
CABLE PUNCHING PROCESS IN MULION

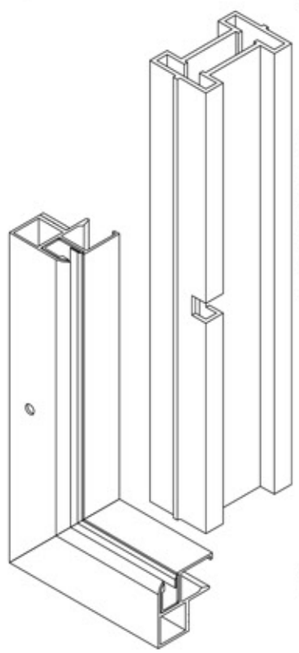

NOT:JALUZİ KUMANDA DELİĞİ DEĞİŞKEN OLUP ZEMİNDEN ALINACAK ÖLÇÜDE HANGİ PANELİN NERESİNE GELECEĞİ BELİRLENMELİDİR BUNA GÖRE YERİNDE VEYA FABRİKA ORTAMINDA DELİK İŞLEMLERİ YAPILMALIDIR

NOTE: WHICH THE PANEL SHOULD BE DETERMINED BY THE MEASUREMENT WHICH WILL BE VARIABLE AND TAKEN FROM THE FLOOR. ACCORDING TO THIS, HOLE PROCESSES MUST BE PROVIDED IN PLACE OR IN A FACTORY.

KUMANDA KABLO DELİK İŞLEMİ PERSPEKTİFİ
CONTROL CABLE HOLE OPERATION PERSPECTIVE

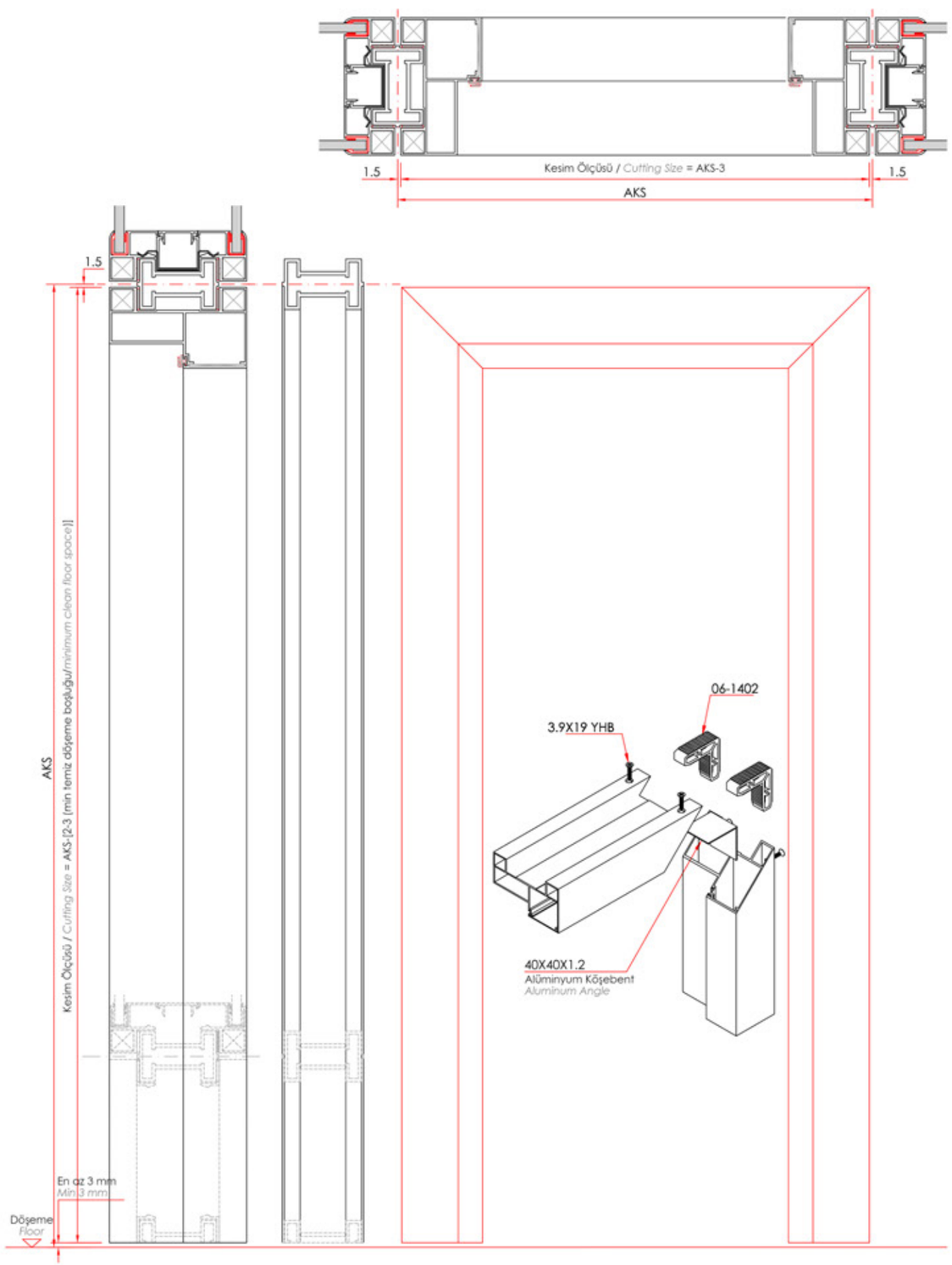

AO90 V 03
KESİM ÖLÇÜSÜ VE MONTAJI
CUTTING SIZE AND INSTALLING



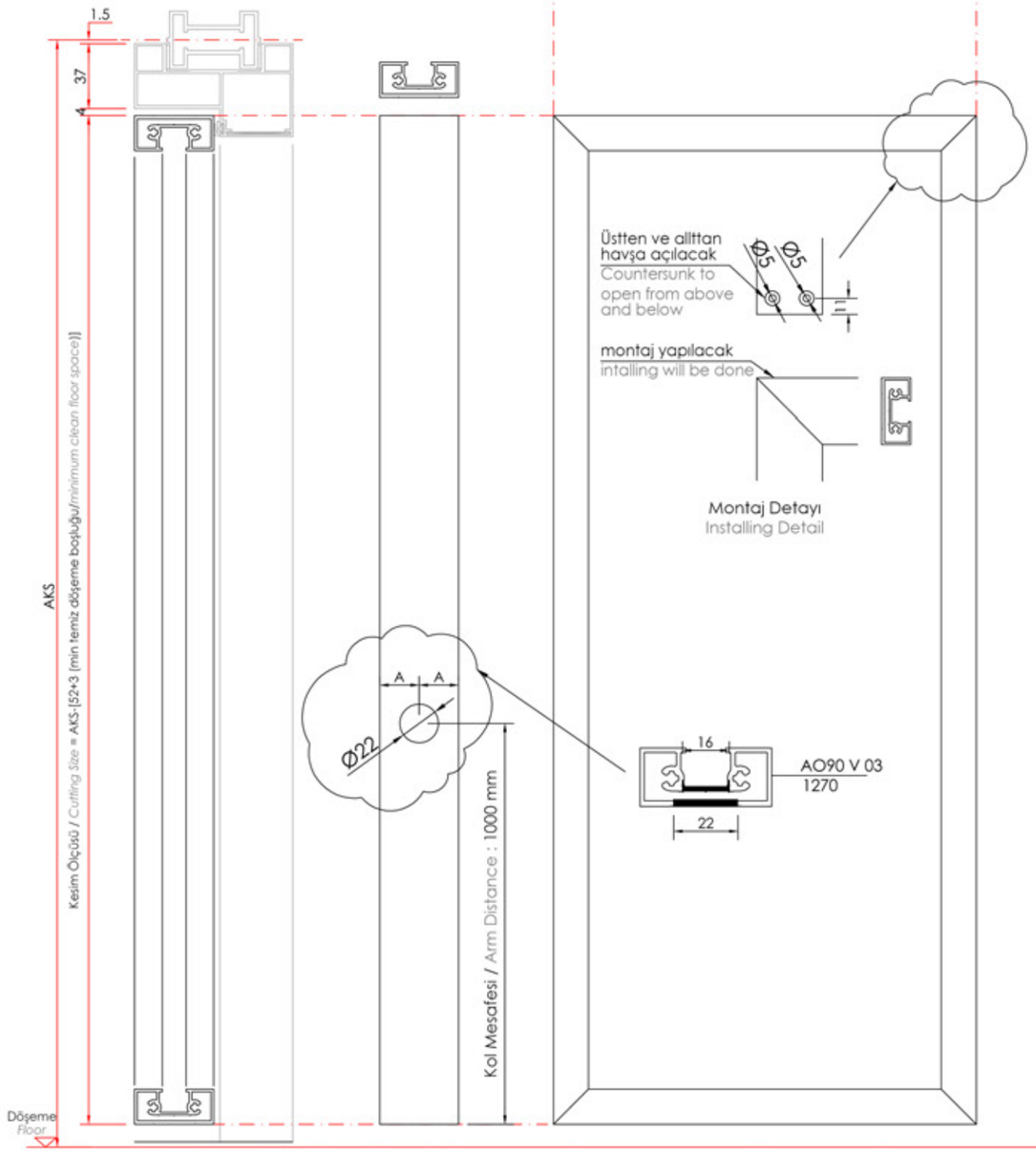

Montaj Detayı
Installing Detail

Ask for our technical catalogue to see more details about our products and to use our systems correctly
Ürünlerimize ait daha fazla detay görebilmek ve sistemlerin doğru olarak kullanılabilmesi için teknik kataloğumuzdan temin ediniz.

OFİS BÖLME SİSTEMİ
Office Partition System
innowall®

CAM ÖLÇÜSÜ VE KOL YERİ İŞLEMLERİ
GLASS SIZE AND ARM PLACE PROCESS



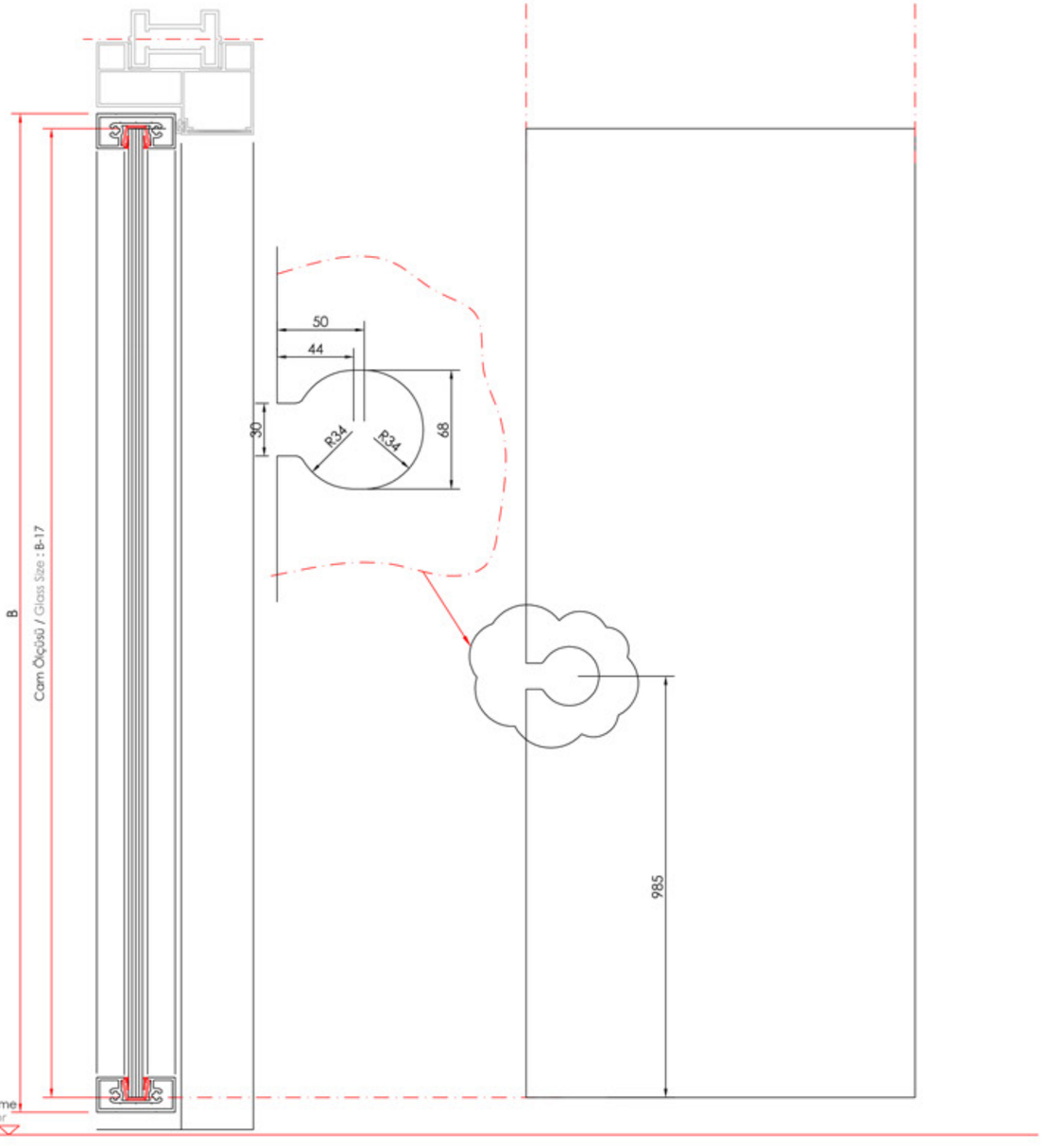

Ask for our technical catalogue to see more details about our products and to use our systems correctly
Ürünlerimize ait daha fazla detay görebilmek ve sistemlerin doğru olarak kullanılabilmesi için teknik kataloğumuzdan temin ediniz.



innowall®
iç mimari sistemleri

innowall®
iç mimari sistemleri

» GENERAL PROFILES & ACCESSORIES
GENEL PROFİLLER VE AKSESUARLAR

CODE / KOD	ACCESSORIES / AKSESUAR	DESCRIPTION / AÇIKLAMA
01-2043		3mm **Bini Roving** Bini Fitili 325 mt Koli / Packing
02-2001 02-2002		**Bini Roving** Bini Fitili 02-2001 **Gray** / Gri 02-2002 **Custom Color** Özel renk
02-2003 02-2004	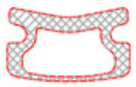	3.5mm **Bini Roving** Bini Fitili 02-2003 **Gray** / Gri 02-2004 **Custom Color** Özel renk
03-2010 03-2011 03-2012		12 mm **Montage Plug** Montaj Tapası 100 **Piece/ Package** Adet/ Paket 03-2010 White/Beyaz 03-2011Gray/Gri 03-2012 Brown/K.rengi
04-1500	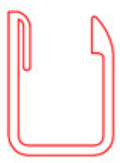	6 mm **Glass Feeding Plastic** Cam Besleme Plastiği L:3000mm 20 **Piece/ Package** Adet/ Paket
04-1502		8mm **Glass Feeding Plastic** Cam Besleme Plastiği L:3000mm 20 **Piece/ Package** Adet/ Paket

CODE / KOD	ACCESSORIES / AKSESUAR	DESCRIPTION / AÇIKLAMA
04-3505	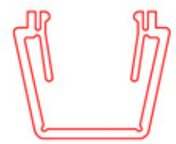	**Glass Door Feeding Plastic** Cam Kapı Besleme Plastiği L:3000 mm 20 **Piece/ Package** Adet/ Paket
06-1401	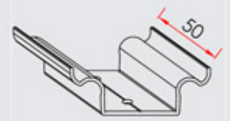	**Aluminum Clip** Aluminyum Klips 50 **Piece/ Package** Adet/ Paket
06-1402	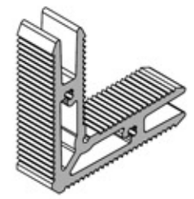	**Aluminum Corner Wedge** Aluminyum Köşe Takozu 50 **Piece/ Package** Adet/ Paket
06-1403	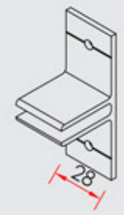	**Connection Profile** Bağlantı Profili 50 **Piece/ Package** Adet/ Paket
06-1404	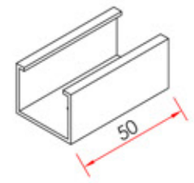	**Cover Fixing Profile** Kapak Sabitleme Profili 50 **Piece/ Package** Adet/ Paket
09-1200		**Stainless Hinge** Paslanmaz Menteşe 1 **Set / Package** Takım / Paket

The unit values of the accessories indicated in the catalogue are theoretical. The unit values indicated in selling are valid.
Katalogda bulunan aksesuarların birim değerleri teoriktir. Satış sırasındaki birimler geçerlidir.

CODE / KOD	ACCESSORIES / AKSESUAR	DESCRIPTION / AÇIKLAMA
09-1201		**Glass Door Hinge** Cam Kapı Menteşesi Piece / Adet Junior Office **Leaf Hinge** Yaprak Menteşe
09-1202		**Glass Door Hinge** Cam Kapı Menteşesi Piece / Adet
09-1950	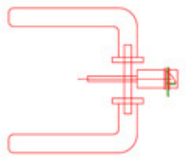	**Arm Lock + Provision** Kol Kilit + Karşılık 1 **Piece/ Package** Adet/ Paket
09-1951		**Glass Door Lock Flange** Cam Kapı Kilit Flanşı 1 **Piece/ Package** Adet/ Paket
09-1952	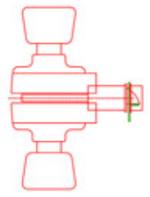	**Knob Sleeve** **Lock + Provision** Topuz Kol Kilit + Karşılık 1 **Piece/ Package** Adet/ Paket
09-1953	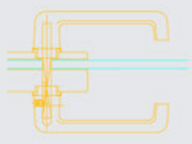	**Studio Rondo Arm** Studio Rondo Kol 1 Piece / Adet

CODE / KOD	ACCESSORIES / AKSESUAR	DESCRIPTION / AÇIKLAMA
09-1960		**Provisions** Karşılık Piece / Adet
09-2000		**Studio Rondo Body** Studio Rondo Gövde Piece / Adet
09-2001		**Studio Rondo** **Lock Provision** Studio Rondo Kilit Karşılığı 1 Piece / Adet
09-2615	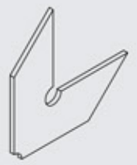	**Corner Miter** Köşe Gönye (Onbaşı) Piece / Adet
06-1400	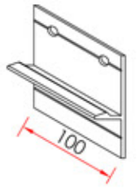	**Aluminum Wood Clips** Aluminyum Ahşap Klipsi

The unit values of the accessories indicated in the catalogue are theoretical. The unit values indicated in selling are valid.
Katalogda bulunan aksesuarların birim değerleri teoriktir. Satış sırasındaki birimler geçerlidir.